

# Modern Wax Fund, LLC

## June 30th, 2025

### Valuation of Assets

*Managed by*



&



## Table of Contents

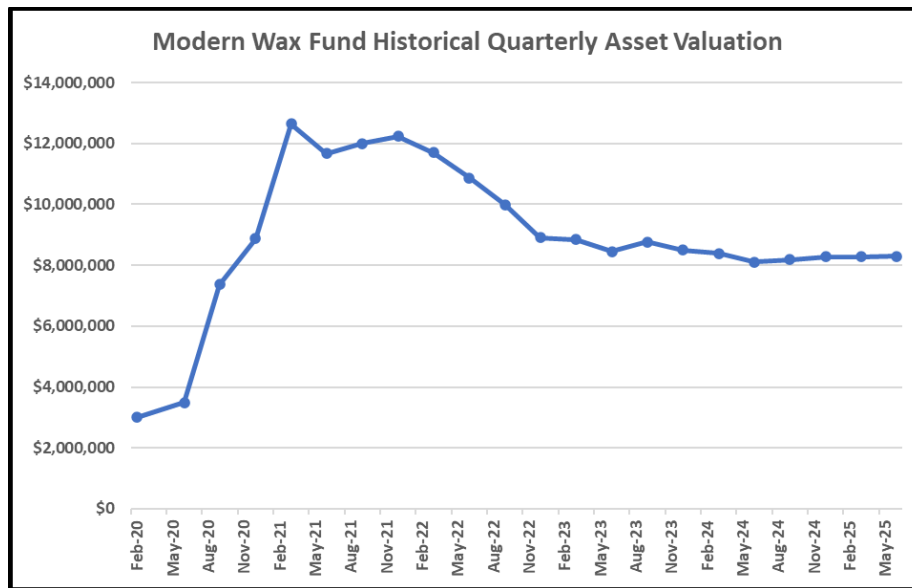
Manager’s Letter .....	2
Summary of Valuation .....	4
Valuation – Data Sources, Process and Additional Information .....	6
Detailed Valuation Tables .....	9

## Manager's Letter

Management presents to investors of the Modern Wax Fund, LLC, the June 30<sup>th</sup>, 2025 valuation report for the Fund's assets. The Fund estimated value increased 0.1% and remains up 175.7% since inception of February 28<sup>th</sup>, 2020, or \$5,281,780 over cost.

The Fund had no sales during the second quarter but anticipates a sale during the last quarter of 2025.

Estimated Fund Asset Value + Distributions as of June 30 <sup>th</sup> , 2025	\$8,287,658
Estimated Value Increase Over Cost - Nominal	\$5,281,780
Estimated Value Increase Over Cost - %	175.7%
Distributions to Date	\$2,551,884



The table below shows how the Fund has performed against more traditional assets for the quarter and since the Fund's closing date of February 28<sup>th</sup>, 2020.

Asset/Index	Return from Feb 28 <sup>th</sup> 2020 - June 30th 2025	Return in Quarter Ending June 30 <sup>th</sup> 2025
Modern Wax Fund	175.7%	0.1%
S&P 500	110.0%	10.6%
Dow	73.5%	5.0%
Nasdaq	137.8%	17.7%

Respectfully,

David Arous  
of



& Thomas Fish  
of



*The valuation and financial information contained in this quarterly valuation report is for informational purposes only. It is not a guarantee of any future sale prices for fund assets, future performance of fund assets or distributions to investors.*

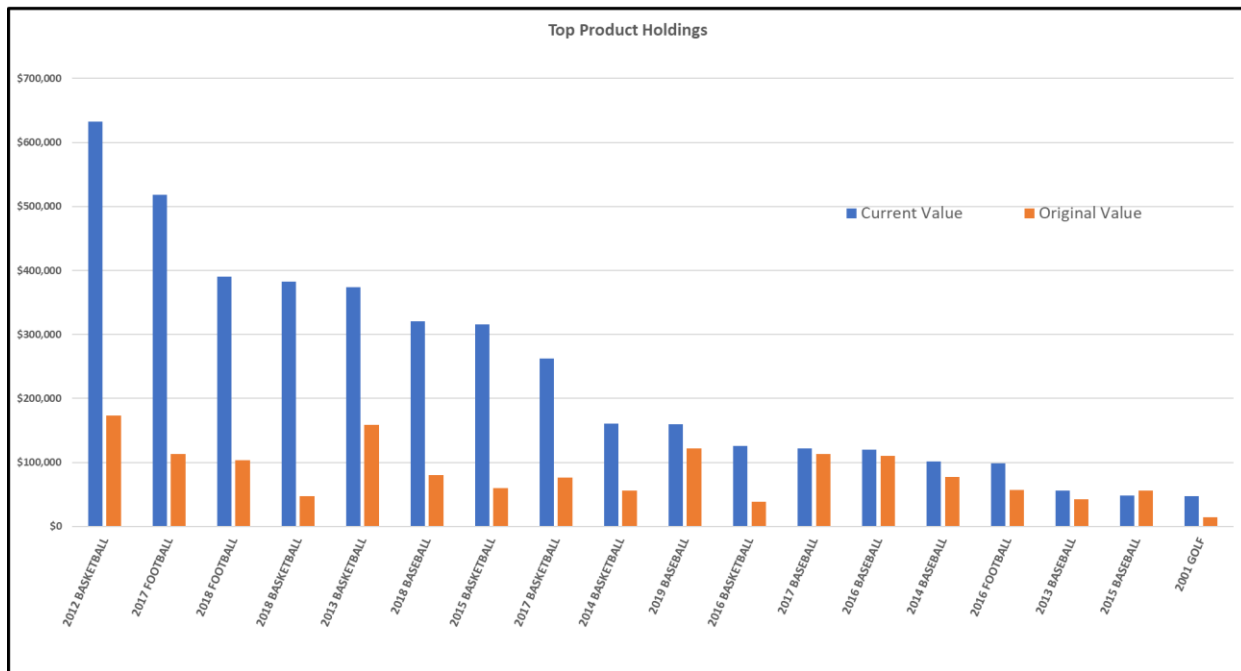
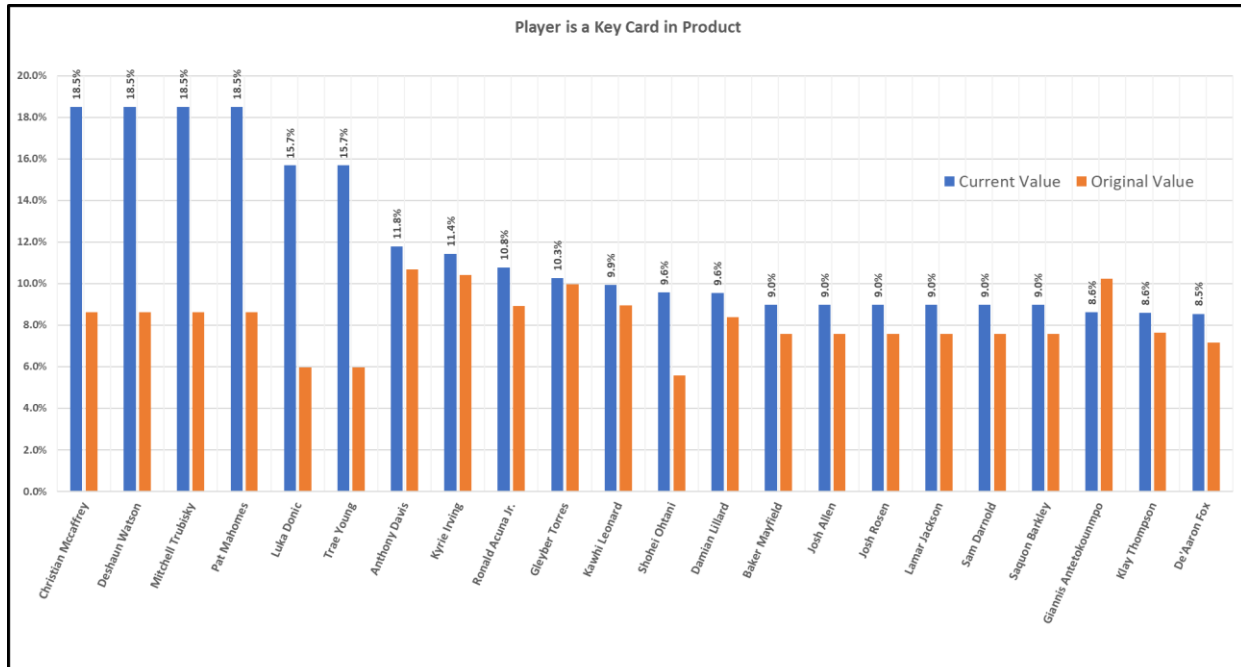
*The valuation is strictly based on the estimated market value of the Fund owned assets and does not consider the allocation of profits/loss after Fund operating costs or Manager profit participation.*

*The valuation does not take into account the fees/costs of future sales which could cost as much as 10%.*

*The valuation is primarily based on actual transactions and in cases where there have not been transactions values are usually held at the previous quarter's value products are usually held at the previous quarter pricing. For these products that rarely trade this can in outdated valuations that may reflect numerous quarters worth of price fluctuations that never translated into an actual transaction.*

## Summary of Valuation

Fund Valuation Rollup June 30th, 2025	Fund Units	Current Valuation	Fund Cost	Change in Value \$	Change in Value %	Previous Quarter	QoQ Change
Baseball	2373	\$952,614	\$633,313	\$319,300	50.4%	\$927,861	2.7%
Basketball	1939	\$2,306,901	\$651,388	\$1,655,512	254.2%	\$2,153,011	7.1%
Football	926	\$1,131,302	\$322,612	\$808,690	250.7%	\$1,143,183	-1.0%
Other Sports	72	\$83,662	\$29,427	\$54,235	184.3%	\$80,824	3.5%
Entertainment	118	\$30,934	\$20,757	\$10,177	49.0%	\$36,241	-14.6%
Sales/Distributions to Date		\$3,782,246	\$1,348,380	\$2,433,865	180.5%	\$3,941,897	
<b>Total Current Valuation</b>	<b>5428</b>	<b>\$8,287,658</b>	<b>\$3,005,878</b>	<b>\$5,281,780</b>	<b>175.7%</b>	<b>\$8,283,017</b>	<b>0.1%</b>



	Fund Units	Fund Cost	Current Valuation	Change in Value Overall	Change in Value % Overall	Previous Quarter Valuation	Change in Value QoQ	Change in Value % QoQ
<b>Total Fund Rollup</b>								
Baseball	2373	\$633,313	\$952,614	\$319,300	50.4%	\$927,861	\$24,753	2.7%
Basketball	1939	\$651,388	\$2,306,901	\$1,655,512	254.2%	\$2,153,011	\$153,889	7.1%
Football	926	\$322,612	\$1,131,302	\$808,690	250.7%	\$1,143,183	-\$11,881	-1.0%
Other Sports	72	\$29,427	\$83,662	\$54,235	184.3%	\$80,824	\$2,838	3.5%
Entertainment	118	\$20,757	\$30,934	\$10,177	49.0%	\$36,241	-\$5,308	-14.6%
Sales/Distributions to Date		\$1,348,380	\$3,782,246	\$2,433,865	180.5%	\$3,941,897		
<b>Total Valuation</b>	<b>5428</b>	<b>\$3,005,878</b>	<b>\$8,287,658</b>	<b>\$5,281,780</b>	<b>175.7%</b>	<b>\$8,283,017</b>	<b>\$4,641</b>	<b>0.1%</b>

	Fund Units	Fund Cost	Current Valuation	Change in Value Overall	Change in Value % Overall	Previous Quarter Valuation	Change in Value QoQ	Change in Value % QoQ
<b>Baseball Rollup</b>								
Pre 2011 Baseball	27	\$10,420	\$7,067	-\$3,353	-32.2%	\$7,779	-\$712	-9.2%
2011 Baseball	30	\$21,600	\$17,081	-\$4,519	-20.9%	\$15,229	\$1,852	12.2%
2013 Baseball	112	\$42,676	\$56,446	\$13,769	32.3%	\$59,171	-\$2,726	-4.6%
2014 Baseball	296	\$76,901	\$101,425	\$24,524	31.9%	\$92,527	\$8,898	9.6%
2015 Baseball	280	\$56,447	\$48,410	-\$8,037	-14.2%	\$48,502	-\$92	-0.2%
2016 Baseball	280	\$112,716	\$124,573	\$11,857	10.5%	\$177,813	-\$53,240	-29.9%
2017 Baseball	300	\$109,832	\$117,858	\$8,026	7.3%	\$107,552	\$10,306	9.6%
2018 Baseball	370	\$80,411	\$320,175	\$239,764	298.2%	\$269,368	\$50,807	18.9%
2019 Baseball	678	\$122,311	\$159,579	\$37,268	30.5%	\$149,919	\$9,660	6.4%
<b>Total Baseball</b>	<b>2373</b>	<b>\$633,313</b>	<b>\$952,614</b>	<b>\$319,300</b>	<b>50.4%</b>	<b>\$927,861</b>	<b>\$24,753</b>	<b>2.7%</b>

	Fund Units	Fund Cost	Current Valuation	Change in Value Overall	Change in Value % Overall	Previous Quarter Valuation	Change in Value QoQ	Change in Value % QoQ
<b>Basketball Rollup</b>								
1986/87 Basketball	0	\$0	\$0	\$0		\$0	\$0	
1996/97 Basketball	1	\$2,200	\$9,050	\$6,850	311.4%	\$9,050	\$0	0.0%
1997/98 Basketball	1	\$2,400	\$6,823	\$4,423	184.3%	\$5,200	\$1,623	31.2%
1998/99 Basketball	2	\$1,100	\$4,550	\$3,450	313.6%	\$3,772	\$778	20.6%
2003/04 Basketball	2	\$2,700	\$5,970	\$3,270	121.1%	\$6,237	-\$267	-4.3%
2007/08 Basketball	0	\$0	\$0	\$0		\$0	\$0	
2008/09 Basketball	0	\$0	\$0	\$0		\$0	\$0	
2012/13 Basketball	265	\$172,833	\$632,400	\$459,566	265.9%	\$524,341	\$108,058	20.6%
2013/14 Basketball	582	\$158,969	\$373,408	\$214,439	134.9%	\$366,966	\$6,442	1.8%
2014/15 Basketball	140	\$56,393	\$160,382	\$103,989	184.4%	\$129,456	\$30,926	23.9%
2017/18 Basketball	374	\$76,204	\$262,872	\$186,668	245.0%	\$270,710	-\$7,838	-2.9%
2018/19 Basketball	128	\$47,598	\$382,908	\$335,310	704.5%	\$388,886	-\$5,978	-1.5%
2019/20 Basketball	79	\$32,431	\$27,272	-\$5,159	-15.9%	\$28,872	-\$1,600	-5.5%
<b>Total Basketball</b>	<b>1939</b>	<b>\$651,388</b>	<b>\$2,306,901</b>	<b>\$1,655,512</b>	<b>254.2%</b>	<b>\$2,153,011</b>	<b>\$153,889</b>	<b>7.1%</b>

	Fund Units	Fund Cost	Current Valuation	Change in Value Overall	Change in Value % Overall	Previous Quarter Valuation	Change in Value QoQ	Change in Value % QoQ
<b>Football Rollup</b>								
Pre 2012 Football	2	\$2,000	\$2,899	\$899	45.0%	\$2,886	\$13	0.5%
2012 Football	4	\$3,500	\$4,200	\$700	20.0%	\$4,936	-\$736	-14.9%
2013 Football	0	\$0	\$0	\$0		\$0	\$0	
2014 Football	106	\$24,556	\$43,852	\$19,297	78.6%	\$40,728	\$3,124	7.7%
2015 Football	144	\$12,905	\$29,662	\$16,757	129.8%	\$30,723	-\$1,061	-3.5%
2016 Football	154	\$56,495	\$98,817	\$42,322	74.9%	\$92,971	\$5,846	6.3%
2017 Football	148	\$112,795	\$517,968	\$405,173	359.2%	\$600,108	-\$82,140	-13.7%
2018 Football	356	\$103,582	\$390,704	\$287,122	277.2%	\$327,631	\$63,074	19.3%
2019 Football	12	\$6,779	\$43,200	\$36,421	537.2%	\$43,200	\$0	0.0%
<b>Total Football</b>	<b>926</b>	<b>\$322,612</b>	<b>\$1,131,302</b>	<b>\$808,690</b>	<b>250.7%</b>	<b>\$1,143,183</b>	<b>-\$11,881</b>	<b>-1.0%</b>

	Fund Units	Fund Cost	Current Valuation	Change in Value Overall	Change in Value % Overall	Previous Quarter Valuation	Change in Value QoQ	Change in Value % QoQ
<b>Other Sports</b>								
Golf	48	\$14,398	\$46,971	\$32,573	226.2%	\$42,645	\$4,325	10.1%
Hockey	24	\$15,029	\$36,691	\$21,662	144.1%	\$38,179	-\$1,487	-3.9%
Soccer	0	\$0	\$0	\$0		\$0	\$0	
UFC	0	\$0	\$0	\$0		\$0	\$0	
<b>Total Other Sports</b>	<b>72</b>	<b>\$29,427</b>	<b>\$83,662</b>	<b>\$54,235</b>	<b>184.3%</b>	<b>\$80,824</b>	<b>\$2,838</b>	<b>3.5%</b>

	Fund Units	Fund Cost	Current Valuation	Change in Value Overall	Change in Value % Overall	Previous Quarter Valuation	Change in Value QoQ	Change in Value % QoQ
<b>Entertainment</b>								
Family Guy	18	\$3,600	\$5,130	\$1,530	42.5%	\$8,442	-\$3,312	-39.2%
Stranger Things	12	\$659	\$4,158	\$3,499	530.6%	\$5,050	-\$892	-17.7%
Game of Thrones	88	\$16,498	\$21,646	\$5,148	31.2%	\$22,749	-\$1,104	-4.9%
Garbage Pail Kids	0	\$0	\$0	\$0		\$0	\$0	
<b>Total Entertainment</b>	<b>118</b>	<b>\$20,757</b>	<b>\$30,934</b>	<b>\$10,177</b>	<b>49.0%</b>	<b>\$36,241</b>	<b>-\$5,308</b>	<b>-14.6%</b>

## Valuation – Data Sources, Process and Additional Information

### Data Sources for Valuation

- eBay auction sales over the quarter.
- Fixed Price (Buy it Now or Best Offer) eBay transactions (source: [www.sportscardinvestor.com](http://www.sportscardinvestor.com) Market Movers tool, [www.cardladder.com](http://www.cardladder.com) as well as looking up prices on eBay via the page source code).
- Lowest eBay Buy It Now Price on the last day of the quarter.
- Lowest asking price on major online retail stores (Blowout, Dave and Adams, Steel City) on the last day of the quarter.

### Deriving Current Value

#### Methodology & Hierarchy

- 1) If online retail stores asking price or the lowest eBay Buy it Now is the lowest price amongst all sources, including cost, it will be used by default.
- 2) Realized Transactions – When available, the average sales price for a specific product over the quarter via eBay auctions, eBay fixed price transactions and live auction house sales will be used.
- 3) Similar Product – For product that had no realized transactions during the quarter that have a comparable product the change in the valuation of that comparable product will be applied.
  - a. Example 1 – Product Specific: 2018 Topps Update Baseball has 4 products in the fund; Blaster Boxes, Fat Pack Cases, Jumbo Boxes & Hobby Boxes. Fat Pack Cases had no transactions during the quarter, however Blaster, Jumbo & Hobby Boxes did. The change in price of the three products was applied to the valuation of the Fat Pack Cases.
  - b. Example 2 – Manufacturer/Sport Specific: 2014/15 Basketball has six Panini products. Three of those products had no transactions during the quarter. The change in valuation of these products that did have transactions is applied to the three products without.
- 4) Cost – If there were no transactions for a specific product and no transactions for a comparable product during the quarter and the lowest Buy it Now or online retail store price is greater than cost the valuation was left unchanged at cost.

***Color Coding on Individual Year & Sport tables - If a valuation price is not based off of realized transactions the current value assigned will be highlighted and color coded with a corresponding price source on the table or note below the table.***

The following is a summary of the valuation methodology applied to the December 31<sup>st</sup>, 2024 valuation.

Summary of Current Valuation by Source	Products	Current Value	Cost	\$ Change	% Change
Average Auction and/or Fixed/Best Offer	149	\$2,790,227	\$1,067,639	\$1,722,587	161.3%
Lowest Buy It Now Only	15	\$96,085	\$42,322	\$53,763	127.0%
Average Online Retail Store Only	32	\$538,026	\$223,880	\$314,146	140.3%
Based on Similar Product	0	\$0	\$0	\$0	0.0%
Based on Previous Quarter Valuation	67	\$1,081,075	\$323,656	\$757,419	234.0%
Kept at Cost	0	\$0	\$0	\$0	0.0%
<b>Total</b>	<b>263</b>	<b>\$4,505,412</b>	<b>\$1,657,498</b>	<b>\$2,847,915</b>	<b>171.8%</b>

Average Auction and/or Fixed Reconciliatio	Products	Current Value	Cost	\$ Change	% Change
Average Auction and Fixed/Best Offer	80	\$1,446,813	\$519,535	\$927,279	178.5%
Average Auction Only	47	\$1,043,884	\$393,038	\$650,846	165.6%
Average Fixed/Best Offer Transaction Only	22	\$299,529	\$155,067	\$144,463	93.2%
<b>Total</b>	<b>149</b>	<b>\$2,790,227</b>	<b>\$1,067,639</b>	<b>\$1,722,587</b>	<b>161.3%</b>

### Additional Information on Data Collected

Auction & Fixed Price / Best Offer Data Collected	
<u>Auction Data Collected</u>	
Number of Fund Products with Auctions During Quarter*	155
% of Fund Products with Auctions	58.9%
Number of Auction Transactions of Fund Product	1,061
Value of Auction Transactions	\$2,034,706
<u>Fixed / Best Offer Price Data Collected</u>	
Number of Fund Products with Fixed Price/Best Offer Transactions During Quarter	137
% of Fund Products with Fixed/Best Offer Price Transactions	52.1%
Number of Fixed/Best Offer Transactions of Fund Product	583
Value of Fixed/Best Offer Transactions	\$519,851
<u>Fixed/Best Offer vs. Auction</u>	
% of Fixed/Best Offer vs. Auction - Number of Transactions in Data Collected	-45.1%
\$ Ratio of Transactions of Fixed/Best Offer vs. Auction	-74.5%
Number of Products that had Fixed/Best Offer and Auction Transactions in the Quarter	102
Average Price of Fixed/Best Offer Transactions Compared to Auction Prices	114.0%
Number of Product with Higher Auction Prices than Fixed/Best Offer Price	21

*\*This number is higher than the products that were priced using auction/fixed/best offer price data because of the products that had a lower eBay Buy it Now or online retailer price.*



### eBay Auction & Fixed Price Data Collection Methodology

The manager makes a best effort attempt to accurately capture all relevant auction data but acknowledges the following;

- This process is manual and therefore subject to human error.
- The parameters used by the manager to include or exclude specific auctions is not quantitative and subject to opinion. The exclusion of certain auctions are given the considerations below;
  - Mislabeled or misleading auction titles.
  - Auction may be for non-sealed boxes.
  - Auction may be for a combination of products.
  - Sellers with very limited feedback.
  - Sellers with below average feedback score.
  - Auction price is such an outlier from the average (this is most likely a sign an item was shilled and artificially bid up).
  - Seller may be international.
  - Unusually high shipping costs.
- Reliance on watchcount.com and/or sportscardinvestor.com Market Movers tool's accuracy for Best Offer prices on Fixed transactions.

Products that had no transactions in quarter and not available to purchase as of June 30th, 2025
2018 Topps Transcendent Collection Baseball Hobby Box
1998/99 Upper Deck MJ Access Basketball Hobby Box
2008/09 Topps Chrome Basketball Hobby Box
2008/09 Upper Deck SP Rookie Threads Basketball Hobby Box
2008/09 Upper Deck SPx Basketball Hobby Box
2012/13 Panini Immaculate Basketball Hobby Box
2012/13 Upper Deck Exquisite Collection Basketball Hobby Box
2013/14 Panini Immaculate Basketball Hobby Box
2013/14 Panini National Treasures Basketball Hobby Box
2014/15 Panini Eminence Basketball Hobby Box
2016/17 Panini Flawless Basketball Hobby Box
2017/18 Panini Kobe Eminence Basketball Hobby Box
2017/18 Upper Deck Supreme Hard Court Basketball Hobby Box
2019 Panini Impeccable Football Hobby Box

### Comparing Data Sources

Source	# of Products with Pricing Available	% of Fund Products	Valuation if Specific Source Data was Used Whenever Possible
Auction Data Collected	155	58.9%	\$4,533,869
Fixed / Best Offer Price Data Collected	137	52.1%	\$4,621,754
Buy it Now Available on 12/31/24	214	81.4%	\$5,701,235
Average Online Retail Price	209	79.5%	\$5,697,525

## Detailed Valuation Tables

BASEBALL																
	Fund Units	Fund Cost	Current Valuation	Total Fund Cost	Total Current Value	Total Change in Value	Total Change in Value %	Previous Quarter Valuation	Change in Value % vs. Previous Quarter	Average eBay Transaction in Quarter	Auction Data April 1st - June 30th 2025				As of June 30th, 2025	
											Number of Auctions	Average Auction Price	Number of Fixed Price Transactions	Average Fixed Price Sale Price	Lowest eBay BIN	Average Price on Online Retailers
Pre 2011 Baseball Product																
1993 Bowman Baseball Hobby Box	24	\$80	\$75	\$1,920	\$1,805	-\$115	-6.0%	\$74	1.8%	\$75	32	\$74	19	\$77	\$115	\$146
1993 Topps Finest Baseball Hobby Box	1	\$750	\$1,556	\$750	\$1,556	\$806	107.5%	\$1,418	9.8%	\$1,556	4	\$1,431	5	\$1,656	\$2,000	\$0
1993 Upper Deck SP Baseball Hobby Box	1	\$2,600	\$2,112	\$2,600	\$2,050	-\$550	-21.2%	\$1,915	10.3%	\$2,112	14	\$2,078	10	\$2,160	\$2,050	\$0
2009 Bowman Draft Picks & Prospects Baseball Hobby Box	1	\$5,150	\$1,594	\$5,150	\$1,594	-\$3,556	-69.0%	\$2,673	-40.4%	\$1,594	4	\$1,594	0	\$0	\$2,600	\$3,500
2010 Bowman Platinum Baseball Hobby Box	0	\$600	\$450	\$0	\$0	\$0	#DIV/0!	\$425	5.9%	\$450	0	\$0	1	\$450	\$450	\$700
2010 Bowman Sterling Baseball Hobby Box	0	\$350	\$321	\$0	\$0	\$0	#DIV/0!	\$321	0.0%	\$0	0	\$0	0	\$0	\$375	\$450
Total Pre 2011 Baseball	27			\$10,420	\$7,067	-\$3,353	-32.2%	\$7,779	-9.2%							
	Fund Units	Fund Cost	Current Valuation	Total Fund Cost	Total Current Value	Total Change in Value	Total Change in Value %	Previous Quarter Valuation	Change in Value % vs. Previous Quarter	Average eBay Transaction in Quarter	Auction Data April 1st - June 30th 2025				As of June 30th, 2025	
											Number of Auctions	Average Auction Price	Number of Fixed Price Transactions	Average Fixed Price Sale Price	Lowest eBay BIN	Average Price on Online Retailers
2011 Baseball Product																
2011 Bowman Chrome Baseball Hobby Box	0	\$950	\$981	\$0	\$0	\$0	#DIV/0!	\$887	10.6%	\$981	4	\$876	1	\$1,400	\$1,650	\$1,700
2011 Bowman Draft Picks & Prospects Baseball Hobby Box	12	\$550	\$572	\$6,600	\$6,863	\$263	4.0%	\$385	48.5%	\$572	1	\$572	0	\$0	\$725	\$750
2011 Bowman Sterling Baseball Hobby Box	0	\$1,800	\$850	\$0	\$0	\$0	#DIV/0!	\$1,611	-47.2%	\$850	3	\$850	0	\$0	\$3,000	\$3,000
2011 Topps Finest Baseball Hobby Box	1	\$1,400	\$869	\$1,400	\$869	-\$531	-37.9%	\$1,260	-31.0%	\$869	2	\$869	0	\$0	\$3,100	\$2,700
2011 Topps Update Series Baseball Hobby Box	0	\$6,500	\$1,967	\$0	\$0	\$0	#DIV/0!	\$1,620	21.4%	\$1,967	1	\$1,725	2	\$2,088	\$2,222	\$3,000
2011 Topps Update Series Baseball Jumbo HTA Box	0	\$6,500	\$2,310	\$0	\$0	\$0	#DIV/0!	\$2,667	-13.4%	\$2,310	1	\$2,310	0	\$0	\$3,500	\$8,000
2011 Topps Value Baseball Box	17	\$800	\$550	\$13,600	\$9,349	-\$4,251	-31.3%	\$550	0.0%	\$0	0	\$0	0	\$0	\$699	\$550
Total 2011 Baseball	30			\$21,600	\$17,081	-\$4,519	-20.9%	\$15,229	12.2%							
	Fund Units	Fund Cost	Current Valuation	Total Fund Cost	Total Current Value	Total Change in Value	Total Change in Value %	Previous Quarter Valuation	Change in Value % vs. Previous Quarter	Average eBay Transaction in Quarter	Auction Data April 1st - June 30th 2025				As of June 30th, 2025	
											Number of Auctions	Average Auction Price	Number of Fixed Price Transactions	Average Fixed Price Sale Price	Lowest eBay BIN	Average Price on Online Retailers
2013 Baseball Product																
2013 Bowman Baseball Hobby Box	0	\$125	\$165	\$0	\$0	\$0	#DIV/0!	\$139	18.8%	\$165	3	\$165	3	\$166	\$190	\$0
2013 Bowman Baseball Jumbo (HTA) Box	8	\$400	\$250	\$3,200	\$2,000	-\$1,200	-37.5%	\$260	-3.8%	\$258	4	\$315	12	\$239	\$325	\$250
2013 Bowman Draft Picks & Prospects Baseball Hobby Box	48	\$330	\$699	\$15,838	\$33,567	\$17,730	111.9%	\$608	15.1%	\$699	25	\$686	6	\$754	\$1,200	\$800
2013 Bowman Sterling Baseball Hobby Box	32	\$525	\$510	\$16,800	\$16,320	-\$480	-2.9%	\$735	-30.6%	\$510	1	\$510	0	\$0	\$806	\$700
2013 Topps Heritage High Number Baseball Complete Set	0	\$200	\$176	\$0	\$0	\$0	0.0%	\$176	0.0%	\$0	0	\$0	0	\$0	\$190	\$230
2013 Topps Update Series Baseball Hobby Box	24	\$285	\$190	\$6,839	\$4,559	-\$2,280	-33.3%	\$183	3.6%	\$212	2	\$207	1	\$221	\$240	\$190
Total 2013 Baseball	112			\$42,676	\$56,446	\$13,769	32.3%	\$59,171	-4.6%							
	Fund Units	Fund Cost	Current Valuation	Total Fund Cost	Total Current Value	Total Change in Value	Total Change in Value %	Previous Quarter Valuation	Change in Value % vs. Previous Quarter	Average eBay Transaction in Quarter	Auction Data April 1st - June 30th 2025				As of June 30th, 2025	
											Number of Auctions	Average Auction Price	Number of Fixed Price Transactions	Average Fixed Price Sale Price	Lowest eBay BIN	Average Price on Online Retailers
2014 Baseball Product																
2014 Bowman Baseball Hobby Box	0	\$185	\$348	\$0	\$0	\$0	#DIV/0!	\$270	29.1%	\$374	2	\$385	1	\$350	\$360	\$348
2014 Bowman Baseball Jumbo (HTA) Box	0	\$380	\$599	\$0	\$0	\$0	#DIV/0!	\$559	7.2%	\$599	1	\$510	2	\$644	\$610	\$550
2014 Bowman Chrome Baseball "Jumbo" HTA Box	32	\$335	\$300	\$10,718	\$9,598	-\$1,120	-10.4%	\$300	0.0%	\$336	4	\$336	0	\$0	\$375	\$300
2014 Bowman Chrome Baseball Hobby Box	48	\$180	\$160	\$8,638	\$7,678	-\$960	-11.1%	\$150	6.7%	\$232	1	\$397	3	\$177	\$190	\$160
2014 Bowman Draft Picks & Prospects Baseball "Jumbo" (HTA) Box	0	\$177	\$260	\$0	\$0	\$0	#DIV/0!	\$225	15.0%	\$360	1	\$531	2	\$275	\$260	\$0
2014 Bowman Draft Picks & Prospects Baseball "SUPER Jumbo" Box	0	\$210	\$344	\$0	\$0	\$0	#DIV/0!	\$500	-31.2%	\$344	0	\$0	0	\$0	\$650	\$450
2014 Bowman Draft Picks & Prospects Baseball Hobby Box	48	\$69	\$111	\$3,310	\$5,333	\$2,024	61.1%	\$95	16.5%	\$202	8	\$256	5	\$114	\$111	\$111
2014 Bowman Sterling Baseball Hobby Box	48	\$400	\$620	\$19,198	\$26,798	\$9,600	50.0%	\$620	0.0%	\$630	0	\$0	1	\$630	\$630	\$600
2014 Topps Heritage High Number Baseball Complete Set	48	\$350	\$242	\$16,798	\$11,032	-\$5,766	-30.8%	\$242	0.0%	\$0	0	\$0	0	\$0	\$475	\$450
2014 Topps Update Series Baseball Hobby Box	48	\$225	\$500	\$10,800	\$23,998	\$13,198	122.2%	\$400	25.0%	\$505	0	\$0	2	\$505	\$479	\$500
2014 Topps Update Series Baseball Jumbo HTA Box	24	\$310	\$600	\$7,440	\$14,399	\$6,959	93.5%	\$481	24.8%	\$628	0	\$0	2	\$628	\$630	\$600
Total 2014 Baseball	296			\$76,901	\$101,425	\$24,524	31.9%	\$92,527	9.6%							
	Fund Units	Fund Cost	Current Valuation	Total Fund Cost	Total Current Value	Total Change in Value	Total Change in Value %	Previous Quarter Valuation	Change in Value % vs. Previous Quarter	Average eBay Transaction in Quarter	Auction Data April 1st - June 30th 2025				As of June 30th, 2025	
											Number of Auctions	Average Auction Price	Number of Fixed Price Transactions	Average Fixed Price Sale Price	Lowest eBay BIN	Average Price on Online Retailers
2015 Baseball Product																
2015 Bowman Baseball "Jumbo" (HTA) Box	32	\$177	\$173	\$5,662	\$5,520	-\$142	-2.5%	\$155	11.3%	\$173	2	\$160	2	\$185	\$175	\$175
2015 Bowman Baseball Hobby Box	48	\$94	\$65	\$4,030	\$3,139	-\$891	-22.1%	\$99	-31.9%	\$65	3	\$65	0	\$0	\$99	\$100
2015 Bowman Chrome Baseball "Jumbo" HTA Box	16	\$550	\$275	\$8,800	\$4,399	-\$4,401	-50.0%	\$274.95	0.0%	\$361	1	\$361	0	\$0	\$400	\$275
2015 Bowman Chrome Baseball Hobby Box	48	\$295	\$175	\$14,158	\$8,397	-\$5,760	-40.7%	\$174.95	0.0%	\$182	2	\$188	3	\$178	\$175	\$175
2015 Bowman Draft Picks & Prospects Baseball "Jumbo" Box	32	\$210	\$282	\$6,720	\$9,024	\$2,304	34.3%	\$250	12.9%	\$282	0	\$0	1	\$282	\$320	\$300
2015 Bowman Draft Picks & Prospects Baseball "SUPER Jumbo" Box	24	\$375	\$400	\$8,999	\$9,590	\$592	6.6%	\$350	14.2%	\$527	2	\$593	1	\$396	\$600	\$400
2015 Bowman Draft Picks & Prospects Baseball Hobby Box	48	\$95	\$122	\$4,080	\$5,838	\$1,758	43.1%	\$100	21.7%	\$122	17	\$124	2	\$103	\$120	\$125
2015 Bowman's Best Baseball Hobby Box	32	\$125	\$78	\$3,998	\$2,502	-\$1,496	-37.4%	\$150	-47.9%	\$78	1	\$78	0	\$0	\$210	\$200
2015 Topps Update Series Baseball "Jumbo" Box	0	\$180	\$222	\$0	\$0	\$0	#DIV/0!	\$285	-22.0%	\$222	2	\$150	2	\$295	\$289	\$300
2015 Topps Update Series Baseball Hobby Box	0	\$160	\$135	\$0	\$0	\$0	#DIV/0!	\$119	13.3%	\$135	2	\$118	3	\$147	\$180	\$150
Total 2015 Baseball	280			\$56,447	\$48,410	-\$8,037	-14.2%	\$48,502	-0.2%							

BASEBALL											Auction Data April 1st - June 30th 2025					As of June 30th, 2025	
2016 Baseball Product	Fund Units	Fund Cost	Current Valuation	Total Fund Cost	Total Current Value	Total Change in Value	Total Change in Value %	Previous Quarter Valuation	Change in Value % vs. Previous Quarter	Average eBay Transaction in Quarter	Number of Auctions	Average Auction Price	Number of Fixed Price Transactions	Average Fixed Price Sale Price	Lowest eBay BIN	Average Price on Online Retailers	
2016 Bowman Baseball "Jumbo" HTA Box	32	\$450	\$216	\$14,400	\$6,924	\$-7,476	-51.9%	\$480	-54.9%	\$216	10	\$216	0	\$0	\$465	\$600	
2016 Bowman Baseball Hobby Box	48	\$225	\$167	\$10,798	\$7,992	\$-2,806	-26.0%	\$224	-25.7%	\$167	3	\$167	0	\$0	\$222	\$285	
2016 Bowman Chrome Baseball "Vending" Box	48	\$600	\$990	\$28,800	\$47,520	\$18,720	65.0%	\$1,178	-16.0%	\$990	1	\$990	0	\$0	\$1,300	\$1,667	
2016 Bowman Chrome Baseball Hobby Box	48	\$550	\$880	\$26,400	\$39,835	\$13,435	50.9%	\$1,500	-44.7%	\$880	1	\$880	0	\$0	\$1,312	\$1,250	
2016 Bowman Draft Picks & Prospects Baseball "Jumbo" Box	32	\$470	\$246	\$15,038	\$7,856	\$-7,182	-47.8%	\$267	-8.1%	\$246	6	\$221	2	\$320	\$320	\$350	
2016 Bowman Draft Picks & Prospects Baseball SUPER Jumbo Box	24	\$600	\$425	\$14,400	\$10,199	\$-4,201	-29.2%	\$448	-5.1%	\$0	0	\$0	0	\$0	\$450	\$425	
2016 Bowman's Best Baseball Hobby Box	0	\$290	\$284	\$0	\$0	\$0	#DIV/0!	\$284	0.0%	\$0	0	\$0	0	\$0	\$339	\$375	
2016 Topps Chrome Baseball Sapphire Edition Complete Set	0	\$2,000	\$2,000	\$0	\$0	\$0	#DIV/0!	\$2,000	0.0%	\$0	0	\$0	0	\$0	\$0	\$7,500	
2016 Topps Update Series Baseball "Jumbo" Box*	0	\$90	\$137	\$0	\$0	\$0	#DIV/0!	\$108	26.3%	\$137	0	\$0	9	\$137	\$125	\$110	
2016 Topps Update Series Baseball Hobby Box	48	\$60	\$88	\$2,880	\$4,247	\$1,367	47.5%	\$80	10.7%	\$88	1	\$51	3	\$301	\$92	\$80	
Total 2016 Baseball	280			\$112,716	\$124,573	\$11,857	10.5%	\$177,813	-29.9%								

2017 Baseball Product											Auction Data April 1st - June 30th 2025					As of June 30th, 2025	
2017 Bowman Baseball "Jumbo HTA" Box	Fund Units	Fund Cost	Current Valuation	Total Fund Cost	Total Current Value	Total Change in Value	Total Change in Value %	Previous Quarter Valuation	Change in Value % vs. Previous Quarter	Average eBay Transaction in Quarter	Number of Auctions	Average Auction Price	Number of Fixed Price Transactions	Average Fixed Price Sale Price	Lowest eBay BIN	Average Price on Online Retailers	
2017 Bowman Baseball "Jumbo HTA" Box	40	\$800	\$700	\$32,000	\$28,000	\$-4,000	-12.5%	\$700	0.0%	\$700	0	\$0	1	\$700	\$900	\$1,000	
2017 Bowman Baseball Hobby Box	48	\$400	\$524	\$19,200	\$25,137	\$5,937	30.9%	\$325	60.9%	\$524	17	\$539	2	\$393	\$750	\$675	
2017 Bowman Chrome Baseball Hobby Box	48	\$240	\$388	\$11,518	\$18,645	\$7,128	61.9%	\$373	4.2%	\$388	15	\$374	11	\$408	\$452	\$445	
2017 Bowman Chrome Baseball HTA Choice Box	60	\$300	\$308	\$17,997	\$18,496	\$499	2.8%	\$308	-9.3%	\$308	40	\$282	15	\$378	\$430	\$400	
2017 Bowman Chrome Baseball Mini Factory Set	0	\$114	\$110	\$0	\$0	\$0	#DIV/0!	\$115	-4.3%	\$0	0	\$0	0	\$0	\$110	\$150	
2017 Bowman Draft Baseball Jumbo Box	32	\$445	\$299	\$14,238	\$9,568	\$-4,670	-32.8%	\$246	21.5%	\$306	4	\$311	4	\$301	\$299	\$345	
2017 Bowman Draft Baseball SUPER Jumbo Box	24	\$500	\$351	\$11,999	\$8,414	\$-3,585	-29.9%	\$473	-25.8%	\$351	7	\$351	0	\$0	\$585	\$550	
2017 Bowman's Best Baseball Hobby Box	0	\$177	\$306	\$0	\$0	\$0	#DIV/0!	\$420	-27.1%	\$306	8	\$306	0	\$0	\$475	\$425	
2017 Topps Chrome Baseball Sapphire Edition Complete Set	0	\$2,300	\$1,110	\$0	\$0	\$0	#DIV/0!	\$1,110	0.0%	\$0	0	\$0	0	\$0	\$3,000	\$10,000	
2017 Topps Chrome UPDATE Mega Box Baseball - Box	48	\$60	\$250	\$2,880	\$9,598	\$6,718	233.5%	\$134	48.3%	\$274	2	\$302	7	\$266	\$359	\$320	
2017 Topps Heritage HIGH Number Baseball Hobby Box	0	\$108	\$173	\$0	\$0	\$0	#DIV/0!	\$147	18.2%	\$173	2	\$174	2	\$173	\$214	\$200	
2017 Topps Update Series Baseball "Jumbo" Box	0	\$140	\$400	\$0	\$0	\$0	#DIV/0!	\$340	17.7%	\$443	2	\$371	7	\$464	\$400	\$450	
2017 Topps Update Series Baseball Hobby Box	0	\$100	\$282	\$0	\$0	\$0	#DIV/0!	\$246	14.5%	\$282	3	\$275	5	\$287	\$530	\$400	
Total 2017 Baseball	300			\$109,832	\$117,858	\$8,026	7.3%	\$107,552	9.6%								

2018 Baseball Product											Auction Data April 1st - June 30th 2025					As of June 30th, 2025	
2018 Bowman Baseball Hobby Box	Fund Units	Fund Cost	Current Valuation	Total Fund Cost	Total Current Value	Total Change in Value	Total Change in Value %	Previous Quarter Valuation	Change in Value % vs. Previous Quarter	Average eBay Transaction in Quarter	Number of Auctions	Average Auction Price	Number of Fixed Price Transactions	Average Fixed Price Sale Price	Lowest eBay BIN	Average Price on Online Retailers	
2018 Bowman Baseball Hobby Box	48	\$165	\$1,563	\$7,918	\$75,000	\$67,082	847.3%	\$1,000	53.2%	\$1,563	27	\$1,655	9	\$1,285	\$1,700	\$1,833	
2018 Bowman Baseball Jumbo HTA Box	0	\$320	\$2,794	\$0	\$0	\$0	#DIV/0!	\$2,419	15.5%	\$2,794	10	\$2,991	6	\$2,467	\$3,000	\$3,625	
2018 Bowman Chrome Baseball Hobby Box	48	\$220	\$1,655	\$10,558	\$79,435	\$68,878	652.4%	\$1,262	31.1%	\$1,655	19	\$1,644	21	\$1,665	\$2,000	\$1,700	
2018 Bowman Chrome Baseball HTA Choice Box	48	\$295	\$895	\$14,158	\$42,938	\$28,781	203.3%	\$850	5.2%	\$895	35	\$832	22	\$994	\$950	\$1,000	
2018 Bowman Draft Baseball Jumbo Box	32	\$330	\$290	\$10,558	\$9,280	\$-1,279	-12.1%	\$300	-3.3%	\$335	2	\$295	2	\$375	\$290	\$299	
2018 Bowman Draft Baseball SUPER Jumbo Box	24	\$405	\$342	\$9,719	\$8,218	\$-1,501	-15.4%	\$400	-14.4%	\$342	5	\$320	7	\$359	\$394	\$400	
2018 Bowman's Best Baseball Hobby Box	0	\$170	\$1,004	\$0	\$0	\$0	#DIV/0!	\$1,126	-10.8%	\$1,004	4	\$1,004	0	\$0	\$1,500	\$1,500	
2018 Topps Chrome Baseball Sapphire Box	0	\$1,700	\$9,500	\$0	\$0	\$0	#DIV/0!	\$4,850	95.9%	\$9,500	0	\$0	1	\$9,500	\$16,000	\$16,000	
2018 Topps Chrome UPDATE Mega Box Baseball - Box	64	\$80	\$480	\$5,120	\$30,726	\$25,606	500.1%	\$424	13.1%	\$480	19	\$455	9	\$533	\$495	\$600	
2018 Topps Heritage HIGH Number Baseball Hobby Box	0	\$135	\$604	\$0	\$0	\$0	#DIV/0!	\$593	1.9%	\$604	19	\$587	5	\$671	\$750	\$750	
2018 Topps On-Demand 3D Baseball Box	15	\$180	\$325	\$2,699	\$4,875	\$2,176	80.6%	\$325	0.0%	\$0	0	\$0	0	\$0	\$500	\$400	
2018 Topps On-Demand Mini Baseball Box	15	\$70	\$250	\$1,124	\$3,749	\$2,625	233.5%	\$274	4.7%	\$0	0	\$0	0	\$0	\$264	\$250	
2018 Topps Transcendent Collection Baseball Hobby Box	0	\$24,000	\$24,000	\$0	\$0	\$0	#DIV/0!	\$24,000	0.0%	\$0	0	\$0	0	\$0	\$0	\$0	
2018 Topps Update Series Baseball "Blaster" Box	48	\$45	\$245	\$2,158	\$11,775	\$9,617	445.7%	\$240	2.2%	\$245	6	\$246	21	\$245	\$260	\$250	
2018 Topps Update Series Baseball "AT PACK" Case (108 Packs)	4	\$2,000	\$5,350	\$8,000	\$21,400	\$13,400	167.5%	\$5,350	0.0%	\$0	0	\$0	0	\$0	\$10,340	\$9,000	
2018 Topps Update Series Baseball "Jumbo" Box	24	\$350	\$1,366	\$8,400	\$32,778	\$24,378	290.2%	\$1,282	6.5%	\$1,366	7	\$1,314	6	\$1,426	\$1,500	\$1,600	
2018 Topps Update Series Baseball Hobby Box	0	\$245	\$1,164	\$0	\$0	\$0	#DIV/0!	\$981	18.7%	\$1,164	9	\$1,095	20	\$1,195	\$1,250	\$1,250	
Total 2018 Baseball	370			\$80,411	\$320,175	\$239,764	298.2%	\$269,368	18.9%								

2019 Baseball Product											Auction Data April 1st - June 30th 2025					As of June 30th, 2025	
2019 Bowman Baseball Hobby Box	Fund Units	Fund Cost	Current Valuation	Total Fund Cost	Total Current Value	Total Change in Value	Total Change in Value %	Previous Quarter Valuation	Change in Value % vs. Previous Quarter	Average eBay Transaction in Quarter	Number of Auctions	Average Auction Price	Number of Fixed Price Transactions	Average Fixed Price Sale Price	Lowest eBay BIN	Average Price on Online Retailers	
2019 Bowman Baseball Hobby Box	48	\$166	\$232	\$7,966	\$11,545	\$3,579	39.9%	\$241	-3.7%	\$232	14	\$228	4	\$249	\$239	\$250	
2019 Bowman Baseball Jumbo HTA Box	32	\$365	\$408	\$13,678	\$13,047	\$-631	-11.7%	\$403	1.3%	\$408	2	\$397	5	\$412	\$470	\$480	
2019 Bowman Chrome Baseball Hobby Box	48	\$124	\$168	\$5,950	\$8,055	\$2,106	35.4%	\$150	11.9%	\$168	5	\$144	8	\$183	\$200	\$200	
2019 Bowman Chrome Baseball HTA Choice Box	60	\$185	\$153	\$11,097	\$9,196	\$-1,901	-17.1%	\$145	5.8%	\$153	13	\$152	7	\$156	\$180	\$224	
2019 Bowman Sterling Baseball Hobby Box	48	\$215	\$352	\$10,318	\$16,910	\$6,593	63.9%	\$272	29.7%	\$352	1	\$252	4	\$377	\$400	\$399	
2019 Topps Chrome Baseball Sapphire Edition Box	240	\$220	\$312	\$52,788	\$74,786	\$21,998	41.7%	\$309	0.9%	\$312	1	\$309	5	\$312	\$340	\$400	
2019 Topps Heritage HIGH Number Baseball Hobby Box	48	\$84	\$93	\$4,030	\$4,482	\$452	11.2%	\$88	5.9%	\$93	23	\$99	16	\$85	\$95	\$100	
2019 Topps Series 2 Baseball Hobby Box	48	\$100	\$115	\$4,800	\$5,504	\$704	14.7%	\$113	1.5%	\$115	18	\$113	21	\$116	\$124	\$200	
2019 Topps Series 2 Baseball Jumbo HTA Box	24	\$175	\$197	\$4,199	\$4,734	\$535	12.7%	\$220	-10.4%	\$197	6	\$170	2	\$279	\$285	\$300	
2019 Topps Update Series Baseball "Jumbo" Box	34	\$145	\$200	\$4,928	\$6,789	\$1,861	37.8%	\$100	99.8%	\$310	2	\$350	1	\$231	\$200	\$220	
2019 Topps Update Series Baseball Hobby Box	48	\$95	\$103	\$4,558	\$4,930	\$372	8.2%	\$85	20.3%	\$103	8	\$100	7	\$106	\$124	\$120	
Total 2019 Baseball	678			\$122,311	\$159,579	\$37,268	30.5%	\$149,919	6.4%								

BASKETBALL																
	Fund Units	Fund Cost	Current Valuation	Total Fund Cost	Total Current Value	Total Change in Value	Total Change in Value %	Previous Quarter Valuation	Change in Value % vs. Previous Quarter	Average eBay Transaction in Quarter	Auction Data April 1st - June 30th 2025				As of June 30th, 2025	
											Number of Auctions	Average Auction Price	Number of Fixed Price Transactions	Average Fixed Price Sale Price	Lowest eBay BIN	Average Price on Online Retailers
1986/87 Basketball Product																
1986/87 Fleer Basketball Hobby Box	0	\$60,000	\$146,950	\$0	\$0	\$0		\$0	-5.2%	\$146,950	4	\$146,950	0	\$0	\$200,000	\$0
Total 1986/87 Basketball	0			\$0	\$0	\$0		\$0	-5.2%							
1996/97 Basketball Product																
1996/97 Bowman's Best Basketball Hobby Box	0	\$525	\$3,000	\$0	\$0.00	\$0		\$0	-28.2%	\$3,594	3	\$4,015	2	\$2,963	\$0	\$0
1996/97 Fleer Skybox E-X 2000 Basketball Hobby Box	1	\$2,200	\$9,050	\$2,200	\$9,050.00	\$6,850	311.4%	\$9,050	0.0%	\$0	0	\$0	0	\$0	\$14,495	\$0
1996/97 Topps Chrome Basketball Hobby Box	0	\$2,500	\$14,300	\$0	\$0.00	\$0		\$0	-16.8%	\$14,300	2	\$14,300	0	\$0	\$17,950	\$22,000
Total 1996/97 Basketball	1			\$2,200	\$9,050	\$6,850	311.4%	\$9,050	0.0%							
1997/98 Basketball Product																
1997/98 Bowman's Best Basketball Hobby Box	0	\$400	\$1,269	\$0	\$0	\$0	0.0%	\$1,050	20.8%	\$1,269	2	\$1,062	3	\$1,407	\$1,800	\$0
1997/98 Skybox Metal Universe Championship Preview Basketball Hobby Box	1	\$2,400	\$6,823	\$2,400	\$6,823	\$4,423	184.3%	\$5,200	31.2%	\$6,823	1	\$7,345	1	\$6,300	\$7,000	\$0
1997/98 Topps Chrome Basketball Hobby Box	0	\$350	\$1,031	\$0	\$0	\$0		\$1,095	-5.8%	\$1,031	18	\$1,001	4	\$1,165	\$1,260	\$1,300
1997/98 Topps Finest Series 1 Basketball Hobby Box	0	\$250	\$1,068	\$0	\$0	\$0		\$987	8.2%	\$1,068	2	\$1,062	5	\$1,070	\$0	\$0
Total 1997/98 Basketball	1			\$2,400	\$6,823	\$4,423	184.3%	\$5,200	31.2%							
1998/99 Basketball Product																
1998/99 Bowman's Best Basketball Hobby Box	0	\$300	\$725	\$0	\$0	\$0	0.0%	\$750	-3.3%	\$728	2	\$762	7	\$718	\$725	\$0
1998/99 Fleer Flair Showcase Basketball Hobby Box	1	\$800	\$3,750	\$800	\$3,750	\$2,950	368.8%	\$2,725	37.6%	\$3,750	0	\$0	3	\$3,750	\$5,000	\$0
1998/99 Topps Chrome Basketball Hobby Box	1	\$300	\$800	\$300	\$800	\$500	166.7%	\$1,047	-23.6%	\$829	7	\$834	2	\$808	\$800	\$0
1998/99 Upper Deck M4 Access Basketball Hobby Box	0	\$500	\$700	\$0	\$0	\$0		\$700	0.0%	\$0	0	\$0	0	\$0	\$0	\$0
1998/99 Upper Deck SP Authentic Basketball Hobby Box	0	\$550	\$1,533	\$0	\$0	\$0		\$1,235	24.2%	\$1,533	2	\$1,300	1	\$2,000	\$1,600	\$0
Total 1998/99 Basketball	2			\$1,100	\$4,950	\$3,450	313.6%	\$3,772	20.6%							
2003/04 Basketball Product																
2003/04 Bowman Signature Basketball Hobby Box	0	\$500	\$2,499	\$0	\$0	\$0		\$2,499	0.0%	\$0	0	\$0	0	\$0	\$3,200	\$2,500
2003/04 Topps Chrome Basketball Hobby Box	0	\$3,600	\$8,437	\$0	\$0	\$0		\$9,199	-8.3%	\$8,437	3	\$8,543	3	\$8,332	\$19,000	\$15,000
2003/04 Topps Contemporary Collection Basketball Hobby Box	0	\$1,000	\$1,390	\$0	\$0	\$0		\$1,412	-1.6%	\$1,390	3	\$1,390	0	\$0	\$0	\$2,400
2003/04 Topps Finest Basketball Hobby Box	1	\$1,200	\$3,569	\$1,200	\$3,569	\$2,369	197.4%	\$3,837	-7.0%	\$3,569	2	\$3,253	1	\$4,000	\$5,400	\$5,500
2003/04 Upper Deck Rookie Exclusives Basketball Hobby Box	0	\$500	\$1,438	\$0	\$0	\$0		\$1,400	2.7%	\$1,438	1	\$1,438	0	\$0	\$1,600	\$0
2003/04 Upper Deck SPs Basketball Hobby Box	1	\$1,500	\$2,401	\$1,500	\$2,401	\$901	60.1%	\$2,400	0.1%	\$2,401	4	\$2,236	3	\$2,622	\$2,900	\$0
Total 2003/04 Basketball	2			\$2,700	\$5,970	\$3,270	121.1%	\$6,237	-4.3%							
2007/08 Basketball Product																
2007/08 Topps Basketball Hobby Box	0	\$165	\$689	\$0	\$0	\$0		\$575	19.8%	\$689	1	\$700	2	\$683	\$759	\$750
2007/08 Topps Chrome Basketball Hobby Box	0	\$1,300	\$2,410	\$0	\$0	\$0		\$1,938	24.4%	\$2,410	1	\$2,410	0	\$0	\$2,599	\$0
2007/08 Upper Deck SP Authentic Basketball Hobby Box	0	\$500	\$3,453	\$0	\$0	\$0		\$1,030	235.2%	\$3,453	2	\$3,453	0	\$0	\$3,750	\$0
Total 2007/08 Basketball	0			\$0	\$0	\$0		\$0								
2008/09 Basketball Product																
2008/09 Topps Chrome Basketball Hobby Box	0	\$1,000	\$3,789	\$0	\$0	\$0		\$3,789	0.0%	\$0	0	\$0	0	\$0	\$0	\$0
2008/09 Upper Deck SP Authentic Basketball Hobby Box	0	\$450	\$3,025	\$0	\$0	\$0		\$2,200	37.5%	\$3,025	2	\$3,025	0	\$0	\$0	\$0
2008/09 Upper Deck SP Rookie Threads Basketball Hobby Box	0	\$400	\$1,000	\$0	\$0	\$0		\$1,000	0.0%	\$0	0	\$0	0	\$0	\$0	\$0
2008/09 Upper Deck SPs Basketball Hobby Box	0	\$400	\$1,530	\$0	\$0	\$0		\$1,530	0.0%	\$0	0	\$0	0	\$0	\$0	\$0
Total 2008/09 Basketball	0			\$0	\$0	\$0		\$0								
2012/13 Basketball Product																
2012/13 Panini Contenders Basketball Hobby Box	48	\$250	\$381	\$11,998	\$18,284.88	\$6,287	52.4%	\$483	-21.1%	\$381	2	\$381	0	\$0	\$750	\$0
2012/13 Panini Flawless Basketball Hobby Box	8	\$3,000	\$24,000	\$24,000	\$191,999.60	\$168,000	700.0%	\$8,300	189.2%	\$27,250	2	\$27,250	0	\$0	\$24,000	\$0
2012/13 Panini Gold Standard Basketball Hobby Box	38	\$300	\$840	\$11,398	\$31,920.00	\$20,522	180.0%	\$840	0.0%	\$0	0	\$0	0	\$0	\$1,200	\$1,000
2012/13 Panini Immaculate Basketball Hobby Box	12	\$750	\$3,800	\$9,000	\$45,600.00	\$36,600	400.7%	\$3,800	0.0%	\$0	0	\$0	0	\$0	\$0	\$0
2012/13 Panini Limited Basketball Hobby Box	55	\$115	\$400	\$6,122	\$21,997.25	\$15,875	247.9%	\$400	0.0%	\$0	0	\$0	0	\$0	\$779	\$450
2012/13 Panini National Treasures Basketball Hobby Box	12	\$1,250	\$7,723	\$15,000	\$92,800.00	\$77,800	518.7%	\$7,500	3.1%	\$7,733	3	\$7,733	0	\$0	\$0	\$8,800
2012/13 Panini Preferred Basketball Hobby Box	0	\$400	\$700	\$0	\$0.00	\$0		\$700	0.0%	\$0	0	\$0	0	\$0	\$0	\$0
2012/13 Panini Prizm Basketball "Retail" Box	20	\$1,300	\$2,760	\$25,999	\$55,200.00	\$29,201	112.3%	\$4,000	-31.0%	\$2,760	1	\$2,760	0	\$0	\$0	\$3,750
2012/13 Panini Prizm Basketball Hobby Box	36	\$1,800	\$4,450	\$64,798	\$160,199.64	\$95,401	147.2%	\$4,122	8.0%	\$4,450	1	\$4,450	0	\$0	\$6,800	\$7,000
2012/13 Panini Select Basketball Hobby Box	0	\$335	\$1,800	\$0	\$0.00	\$0		\$1,650	9.1%	\$1,800	0	\$0	1	\$1,800	\$0	\$4,000
2012/13 Panini Totally Certified Basketball Hobby Box	36	\$120	\$400	\$4,318	\$14,398.20	\$10,080	233.4%	\$469	-14.6%	\$448	0	\$0	2	\$448	\$600	\$400
2012/13 Upper Deck Exclusive Collection Basketball Hobby Box	0	\$2,400	\$3,600	\$0	\$0.00	\$0		\$3,600	0.0%	\$0	0	\$0	0	\$0	\$0	\$0
Total 2012/13 Basketball	265			\$172,833	\$632,400	\$459,566	265.9%	\$24,341	20.6%							

BASKETBALL																
	Fund Units	Fund Cost	Current Valuation	Total Fund Cost	Total Current Value	Total Change in Value	Total Change in Value %	Previous Quarter Valuation	Change in Value % vs. Previous Quarter	Average eBay Transaction in Quarter	Auction Data April 1st - June 30th 2025				As of June 30th, 2025	
											Number of Auctions	Average Auction Price	Number of Fixed Price Transactions	Average Fixed Price Sale Price	Lowest eBay BIN	Average Price on Online Retailers
2013/14 Basketball Product																
2013/14 Panini Basketball Hobby Box	36	\$90	\$400	\$1,238	\$14,398	\$11,160	344.6%	\$391	2.3%	\$473	0	\$0	2	\$473	\$500	\$400
2013/14 Panini Court Kings Basketball Hobby Box	45	\$200	\$800	\$8,998	\$36,000	\$27,002	300.1%	\$800	0.0%	\$0	0	\$0	0	\$0	\$0	\$850
2013/14 Panini Crusade Basketball Hobby Box	45	\$150	\$393	\$6,748	\$17,705	\$10,957	162.4%	\$388	7.0%	\$393	16	\$393	0	\$0	\$584	\$450
2013/14 Panini Elite Basketball Hobby Box	48	\$150	\$382	\$9,118	\$18,353	\$9,235	101.2%	\$382	0.0%	\$0	0	\$0	0	\$0	\$795	\$500
2013/14 Panini Flawless Basketball Hobby Box	0	\$3,000	\$5,000	\$0	\$0	\$0	HOV/0%	\$5,000	0.0%	\$0	0	\$0	0	\$0	\$0	\$25,000
2013/14 Panini Gold Standard Basketball Hobby Box	10	\$350	\$974	\$3,500	\$9,738	\$6,238	178.2%	\$974	0.0%	\$0	0	\$0	0	\$0	\$3,189	\$1,500
2013/14 Panini Immaculate Basketball Hobby Box	6	\$1,400	\$2,213	\$8,400	\$13,275	\$4,875	58.0%	\$2,213	0.0%	\$0	0	\$0	0	\$0	\$0	\$0
2013/14 Panini National Treasures Basketball Hobby Box	0	\$4,000	\$4,760	\$0	\$0	\$0	HOV/0%	\$4,760	0.0%	\$0	0	\$0	0	\$0	\$0	\$0
2013/14 Panini NBA Hoops Basketball Jumbo Box	48	\$175	\$520	\$8,398	\$23,998	\$15,600	185.8%	\$520	0.0%	\$522	0	\$0	1	\$522	\$689	\$500
2013/14 Panini Pinnacle Basketball Jumbo Box	48	\$150	\$435	\$7,198	\$20,880	\$13,682	190.1%	\$400	8.8%	\$435	0	\$0	1	\$435	\$520	\$450
2013/14 Panini Preferred Basketball Hobby Box	40	\$290	\$640	\$11,598	\$25,600	\$14,002	120.7%	\$797	-19.7%	\$640	2	\$640	0	\$0	\$0	\$1,100
2013/14 Panini Prestige Basketball Hobby Box	48	\$144	\$349	\$6,910	\$16,764	\$9,854	142.6%	\$353	-1.2%	\$419	2	\$454	4	\$401	\$370	\$349
2013/14 Panini Prism Basketball Hobby Box	36	\$1,600	\$2,635	\$97,598	\$94,860	\$7,762	64.7%	\$2,720	16.1%	\$2,635	1	\$2,520	1	\$2,750	\$2,850	\$4,000
2013/14 Panini Spectra Basketball Hobby Box	0	\$700	\$1,200	\$0	\$0	\$0	HOV/0%	\$1,200	0.0%	\$0	0	\$0	0	\$0	\$0	\$3,000
2013/14 Panini Timeless Treasures Basketball Hobby Box	60	\$125	\$400	\$7,497	\$24,038	\$16,521	220.4%	\$350	14.3%	\$456	4	\$415	2	\$538	\$0	\$400
2013/14 Panini Titanium Basketball Hobby Box	64	\$159	\$500	\$10,173	\$31,997	\$21,824	214.5%	\$600	-16.7%	\$0	0	\$0	0	\$0	\$1,600	\$500
2013/14 Panini Totally Certified Basketball Hobby Box	48	\$200	\$538	\$9,598	\$25,824	\$16,226	169.1%	\$538	0.0%	\$0	0	\$0	0	\$0	\$750	\$600
2013/14 Upper Deck Exclusive Collection Basketball Hobby Box	0	\$2,200	\$3,012	\$0	\$0	\$0	HOV/0%	\$3,286	-8.3%	\$3,012	4	\$3,012	0	\$0	\$0	\$4,000
2013/14 Upper Deck SP Authentic Basketball Hobby Box	0	\$300	\$1,528	\$0	\$0	\$0	HOV/0%	\$2,000	69.8%	\$1,528	1	\$1,084	2	\$1,750	\$3,000	\$0
Total 2013/14 Basketball																
	582			\$158,969	\$373,408	\$214,439	134.9%	\$366,965	1.8%							

											Auction Data April 1st - June 30th 2025				As of June 30th, 2025	
	Fund	Fund Cost	Current Valuation	Total Fund Cost	Total Current Value	Total Change in Value	Total Change in Value %	Previous Quarter Valuation	Change in Value % vs. Previous Quarter	Average eBay Transaction in Quarter	Number of Auctions	Average Auction Price	Number of Fixed Price Transactions	Average Fixed Price Sale Price	Lowest eBay BIN	Average Price on Online Retailers
2014/15 Basketball Product																
2014/15 Panini Eminence Basketball Hobby Box	0	\$6,000	\$12,000	\$0	\$0.00	\$0	HOV/0%	\$12,000	0.0%	\$0	0	\$0	0	\$0	\$0	\$0
2014/15 Panini Excalibur Premium Basketball Box	48	\$125	\$550	\$5,998	\$26,397.60	\$20,400	340.1%	\$577	-4.7%	\$685	0	\$0	1	\$685	\$685	\$550
2014/15 Panini Flawless Basketball Hobby Box	0	\$1,600	\$4,295	\$0	\$0.00	\$0	HOV/0%	\$5,834	-26.4%	\$4,295	1	\$4,295	0	\$0	\$0	\$0
2014/15 Panini National Treasures Basketball Hobby Box	12	\$1,000	\$2,800	\$11,999	\$13,600.00	\$2,601	100.0%	\$2,800	0.0%	\$0	0	\$0	0	\$0	\$6,319	\$6,000
2014/15 Panini Prism Basketball "Jumbo" Box	32	\$600	\$500	\$19,198	\$16,000.00	\$1,198	-16.7%	\$500	-20.0%	\$500	0	\$0	1	\$500	\$0	\$1,700
2014/15 Panini Prism Basketball Hobby Box	48	\$400	\$1,758	\$19,198	\$84,384.00	\$65,186	339.6%	\$570	208.4%	\$1,758	1	\$1,758	0	\$0	\$594	\$600
2014/15 Upper Deck SP Authentic Basketball Hobby Box	0	\$300	\$660	\$0	\$0.00	\$0	HOV/0%	\$660	0.0%	\$0	0	\$0	0	\$0	\$2,500	\$1,250
Total 2014/15 Basketball																
	140			\$56,393	\$160,382	\$103,989	184.4%	\$129,456	23.9%							

	Fund	Fund Cost	Current Valuation	Total Fund Cost	Total Current Value	Total Change in Value	Total Change in Value %	Previous Quarter Valuation	Change in Value % vs. Previous Quarter	Average eBay Transaction in Quarter	Auction Data April 1st - June 30th 2025				As of June 30th, 2025	
											Number of Auctions	Average Auction Price	Number of Fixed Price Transactions	Average Fixed Price Sale Price	Lowest eBay BIN	Average Price on Online Retailers
2015/16 Basketball Product																
2015/16 Panini Flawless Basketball Hobby Box	0	\$2,000	\$4,750	\$0	\$0	\$0	HOV/0%	\$4,750	0.0%	\$0	0	\$0	0	\$0	\$0	\$22,500
2015/16 Panini Immaculate Basketball Hobby Box	25	\$70	\$4,000	\$14,349	\$100,000	\$85,751	601.8%	\$4,000	0.0%	\$0	0	\$0	0	\$0	\$0	\$5,000
2015/16 Panini National Treasures Basketball Hobby Box	16	\$1,050	\$5,100	\$16,799	\$81,600	\$64,801	385.7%	\$5,100	0.0%	\$0	0	\$0	0	\$0	\$0	\$11,250
2015/16 Panini Prism Basketball "Jumbo" Box	12	\$550	\$2,405	\$6,600	\$28,866	\$22,266	337.4%	\$2,500	-3.8%	\$2,405	2	\$2,405	0	\$0	\$3,200	\$0
2015/16 Panini Prism Basketball Hobby Box	48	\$400	\$1,666	\$19,200	\$79,961	\$60,761	316.5%	\$1,723	36.3%	\$1,666	4	\$1,390	3	\$2,033	\$2,300	\$2,083
2015/16 Panini Revolution Basketball Hobby Box	56	\$60	\$450	\$3,360	\$25,197	\$21,837	649.9%	\$450	0.0%	\$0	0	\$0	0	\$0	\$679	\$500
2015/16 Panini Select Basketball Hobby Box	0	\$300	\$1,148	\$0	\$0	\$0	HOV/0%	\$1,170	-16.2%	\$1,148	3	\$946	2	\$1,450	\$1,500	\$1,667
<b>Total 2015/16 Basketball</b>	<b>157</b>			<b>\$60,208</b>	<b>\$315,624</b>	<b>\$255,416</b>	<b>424.2%</b>	<b>\$295,478</b>	<b>6.8%</b>							

	Fund Units	Fund Cost	Current Valuation	Total Fund Cost	Total Current Value	Total Change in Value	Total Change in Value %	Previous Quarter Valuation	Change in Value % vs. Previous Quarter	Average eBay Transaction in Quarter	Auction Data April 1st - June 30th 2025				As of June 30th, 2025	
											Number of Auctions	Average Auction Price	Number of Fixed Price Transactions	Average Fixed Price Sale Price	Lowest eBay BIN	Average Price on Online Retailers
2016/17 Basketball Product																
2016/17 Panini Donrus Optic Basketball Hobby Box	48	\$140	\$395	\$6,720	\$18,960	\$12,240	182.1%	\$400	-1.3%	\$395	0	\$0	1	\$395	\$500	\$450
2016/17 Panini Flawless Basketball Hobby Box	0	\$1,700	\$5,901	\$0	\$0	\$0	HOV/0%	\$5,901	0.0%	\$0	0	\$0	0	\$0	\$0	\$0
2016/17 Panini Immaculate Basketball Hobby Box	0	\$450	\$1,248	\$0	\$0	\$0	HOV/0%	\$1,248	0.0%	\$0	0	\$0	0	\$0	\$2,100	\$2,000
2016/17 Panini National Treasures Basketball Hobby Box	16	\$925	\$3,500	\$14,799	\$56,000	\$41,201	278.4%	\$3,500	0.0%	\$0	0	\$0	0	\$0	\$4,250	\$5,000
2016/17 Panini Prism Basketball Jumbo HTA Box	0	\$750	\$1,200	\$0	\$0	\$0	HOV/0%	\$1,200	0.0%	\$0	0	\$0	0	\$0	\$1,949	\$2,000
2016/17 Panini Prism Mosaic Basketball Box	40	\$90	\$224	\$3,598	\$8,958	\$5,360	149.0%	\$190	17.9%	\$253	0	\$0	1	\$253	\$236	\$224
2016/17 Panini Revolution Basketball Hobby Box	56	\$65	\$176	\$3,637	\$9,870	\$6,233	171.4%	\$158	11.3%	\$176	2	\$176	0	\$0	\$214	\$199
2016/17 Panini Select Basketball Hobby Box	48	\$200	\$664	\$9,598	\$31,855	\$22,257	231.9%	\$675	-1.6%	\$664	8	\$672	3	\$643	\$730	\$750
2016/17 Basketball	208			\$38,352	\$125,643	\$87,291	227.6%	\$124,043	1.3%							

	Fund Units	Fund Cost	Current Valuation	Total Fund Cost	Total Current Value	Total Change in Value	Total Change in Value %	Previous Quarter Valuation	Change in Value % vs. Previous Quarter	Average eBay Transaction in Quarter	Auction Data April 1st - June 30th 2025				As of June 30th, 2025							
											Number of Auctions	Average Auction Price	Number of Fixed Price Transactions	Average Fixed Price Sale Price	Lowest eBay BIN	Average Price on Online Retailers						
2017/18 Basketball Product																						
2017/18 Panini Contenders Basketball Hobby Box	0	\$200	\$550	\$0	\$0	\$0	HOV/0%	\$1,243	28.0%	\$1,950	1	\$1,950	0	\$0	\$2,550	\$2,000						
2017/18 Panini Donruss Optic Basketball Hobby Box	48	\$100	\$475	\$4,800	\$22,798	\$17,998	475.0%	\$486	-2.3%	\$558	1	\$564	2	\$555	\$578	\$475						
2017/18 Panini Flawless Basketball Hobby Box	8	\$1,900	\$9,500	\$15,200	\$76,000	\$60,800	400.0%	\$9,500	0.0%	\$0	0	\$0	0	\$0	\$9,700	\$20,000						
2017/18 Panini Immaculate Basketball Hobby Box	0	\$600	\$2,150	\$0	\$0	\$0	HOV/0%	\$2,150	0.0%	\$0	0	\$0	0	\$0	\$2,450	\$3,000						
2017/18 Panini Impeccable Basketball Box	0	\$500	\$2,100	\$0	\$0	\$0	HOV/0%	\$2,100	0.0%	\$0	0	\$0	0	\$0	\$3,500	\$6,000						
2017/18 Panini Kobe Eminence Basketball Hobby Box	0	\$6,500	\$13,000	\$0	\$0	\$0	HOV/0%	\$13,000	0.0%	\$0	0	\$0	0	\$0	\$0	\$0						
2017/18 Panini National Treasures Basketball Hobby Box	0	\$1,325	\$3,152	\$0	\$0	\$0	HOV/0%	\$3,125	90.2%	\$3,192	7	\$3,192	0	\$0	\$3,690	\$5,000						
2017/18 Panini Opulence Basketball Hobby Box	0	\$570	\$2,500	\$0	\$0	\$0	HOV/0%	\$2,533	-1.3%	\$2,850	0	\$0	1	\$2,850	\$0	\$2,500						
2017/18 Panini Prism Basketball "Retail" Box	60	\$125	\$186	\$7,497	\$11,149	\$3,652	48.7%	\$221	-16.0%	\$186	21	\$186	0	\$0	\$355	\$300						
2017/18 Panini Prism Basketball Hobby Box	48	\$375	\$925	\$17,998	\$44,400	\$26,402	146.7%	\$923	0.2%	\$925	1	\$1,050	1	\$800	\$997	\$950						
2017/18 Panini Prism Basketball Super Value Rack Box	60	\$200	\$357	\$11,997	\$21,400	\$9,403	78.5%	\$450	-20.7%	\$357	3	\$357	0	\$0	\$600	\$550						
2017/18 Panini Prism Mosaic Basketball Box	38	\$120	\$483	\$4,558	\$18,352	\$13,794	302.6%	\$550	-12.2%	\$790	0	\$0	1	\$790	\$883	\$550						
2017/18 Panini Revolution Basketball Hobby Box	64	\$75	\$250	\$4,797	\$16,001	\$11,204	233.6%	\$185	35.1%	\$250	1	\$250	0	\$0	\$420	\$350						
2017/18 Panini Select Basketball Hobby Box	0	\$375	\$1,099	\$9,508	\$32,752	\$18,254	152.5%	\$1,099	-2.4%	\$1,190	0	\$0	1	\$1,190	\$1,099	\$1,100						
2017/18 Upper Deck Supreme Hard Court Basketball Hobby Box	0	\$290	\$312	\$0	\$0	\$0	HOV/0%	\$312	0.0%	\$0	0	\$0	0	\$0	\$0	\$0						
Total 2017/18 Basketball												374			\$76,204	\$262,872	\$184,668	245.0%	\$270,710	-2.9%		

FOOTBALL																	
		Fund Units	Fund Cost	Current Valuation	Total Fund Cost	Total Current Value	Total Change in Value	Total Change in Value %	Previous Quarter Valuation	Change in Value % vs. Previous Quarter	Average eBay Transaction in Quarter	Auction Data April 1st - June 30th 2025				As of June 30th, 2025	
												Number of Auctions	Average Auction Price	Number of Fixed Price Transactions	Average Fixed Price Sale Price	Lowest eBay BIN	Average Price on Online Retailers
Pre 2012 Football																	
1998 Bowman Chrome Football Hobby Box	1	\$200	\$426	\$200	\$426	\$226	113.0%	\$480	-11.3%	\$426	4	\$410	4	\$442	\$480	\$0	
2000 Upper Deck SP Authentic Football Hobby Box	1	\$1,800	\$2,474	\$1,800	\$2,474	\$674	37.4%	\$2,406	2.8%	\$2,474	27	\$2,400	3	\$3,133	\$3,000	\$4,167	
2001 Topps Chrome Football Hobby Box	0	\$530	\$1,047	\$0	\$0	\$0	0.0%	\$585	79.0%	\$1,047	1	\$894	1	\$1,200	\$1,500	\$0	
Total Pre 2012 Football	2			\$2,000	\$2,899	\$899	45.0%	\$2,886	0.5%								

2012 Football Product	Fund Units	Fund Cost	Current Valuation	Total Fund Cost	Total Current Value	Total Change in Value	Total Change in Value %	Previous Quarter Valuation	Change in Value % vs. Previous Quarter	Average eby Transaction in Quarter	Auction Data April 1st - June 30th 2025				As of June 30th, 2025	
											Number of Auctions	Average Auction Price	Number of Fixed Price Transactions	Average Fixed Price Sale Price	Lowest eby BIN	Average Price on Online Retailers
2012 Panini Contenders Football Hobby Box	0	\$450	\$360	\$0	\$0	\$0	0.0%	\$400	-10.0%	\$0	0	\$0	0	\$0	\$375	\$360
2012 Panini National Treasures Football Hobby Box	4	\$875	\$1,050	\$3,300	\$4,200	\$700	20.0%	\$1,234	-14.9%	\$1,050	1	\$1,050	0	\$0	\$2,500	\$2,000
2012 Panini Prizm Football "Retail" Box	0	\$80	\$575	\$0	\$0	\$0	0.0%	\$575	0.0%	\$0	0	\$0	0	\$0	\$1,055	\$700
2012 Panini Prizm Football Hobby Box	0	\$125	\$1,350	\$0	\$0	\$0	0.0%	\$1,350	0.0%	\$0	0	\$0	0	\$0	\$2,400	\$0
<b>Total 2012 Football</b>	<b>4</b>			<b>\$3,500</b>	<b>\$4,200</b>	<b>\$700</b>	<b>20.0%</b>	<b>\$4,936</b>	<b>-14.9%</b>							

2013 Football Product	Fund Units	Fund Cost	Current Valuation	Total Fund Cost	Total Current Value	Total Change in Value	Total Change in Value %	Previous Quarter Valuation	Change in Value % vs. Previous Quarter	Average eby Transaction in Quarter	Auction Data April 1st - June 30th 2025				As of June 30th, 2025	
											Number of Auctions	Average Auction Price	Number of Fixed Price Transactions	Average Fixed Price Sale Price	Lowest eby BIN	Average Price on Online Retailers
2013 Panini Prizm Football Hobby Box	0	\$75	\$421	\$0	\$0	\$0	0.0%	\$470	-10.4%	\$421	1	\$357	1	\$485	\$530	\$500
<b>Total 2013 Football</b>	<b>0</b>			<b>\$0</b>	<b>\$0</b>	<b>\$0</b>	<b>0.0%</b>	<b>\$0</b>	<b>0.0%</b>							

2014 Football Product	Fund Units	Fund Cost	Current Valuation	Total Fund Cost	Total Current Value	Total Change in Value	Total Change in Value %	Previous Quarter Valuation	Change in Value % vs. Previous Quarter	Average eby Transaction in Quarter	Auction Data April 1st - June 30th 2025				As of June 30th, 2025	
											Number of Auctions	Average Auction Price	Number of Fixed Price Transactions	Average Fixed Price Sale Price	Lowest eby BIN	Average Price on Online Retailers
2014 Bowman Chrome Football Hobby Box	0	\$68	\$147	\$0	\$0	\$0	0.0%	\$150	-2.3%	\$147	1	\$141	2	\$150	\$149	\$0
2014 Panini National Treasures Football Hobby Box	16	\$875	\$1,075	\$14,000	\$17,200	\$3,200	22.9%	\$1,075	0.0%	\$0	0	\$0	0	\$0	\$0	\$2,500
2014 Panini Prizm Football "Retail" Box	48	\$115	\$254	\$5,182	\$11,998	\$6,816	131.5%	\$250	0.0%	\$254	8	\$238	7	\$286	\$262	\$280
2014 Panini Select Football Hobby Box	42	\$120	\$264	\$5,038	\$11,088	\$6,050	120.1%	\$176	50.0%	\$264	0	\$0	1	\$264	\$290	\$274
2014 Topps Chrome Football Hobby Box	0	\$72	\$138	\$0	\$0	\$0	0.0%	\$138	-26.1%	\$138	112	\$136	1	\$30	\$180	\$165
<b>Total 2014 Football</b>	<b>106</b>			<b>\$24,556</b>	<b>\$43,852</b>	<b>\$19,297</b>	<b>78.6%</b>	<b>\$40,728</b>	<b>7.7%</b>							

2015 Football Product	Fund Units	Fund Cost	Current Valuation	Total Fund Cost	Total Current Value	Total Change in Value	Total Change in Value %	Previous Quarter Valuation	Change in Value % vs. Previous Quarter	Average eby Transaction in Quarter	Auction Data April 1st - June 30th 2025				As of June 30th, 2025	
											Number of Auctions	Average Auction Price	Number of Fixed Price Transactions	Average Fixed Price Sale Price	Lowest eby BIN	Average Price on Online Retailers
2015 Panini Contenders Football Hobby Box	0	\$145	\$188	\$0	\$0	\$0	0.0%	\$171	9.9%	\$188	0	\$0	2	\$188	\$250	\$200
2015 Panini Flawless Football Hobby Box	0	\$1,200	\$2,275	\$0	\$0	\$0	0.0%	\$2,275	0.0%	\$0	0	\$0	0	\$0	\$9,000	\$6,500
2015 Panini Prizm Football "Jumbo" Box	48	\$108	\$250	\$5,182	\$11,998	\$6,816	131.5%	\$250	0.0%	\$250	8	\$238	7	\$286	\$262	\$280
2015 Panini Prizm Football Hobby Box	48	\$72	\$265	\$3,454	\$12,739	\$9,286	268.9%	\$241	10.2%	\$265	1	\$270	14	\$269	\$316	\$299
2015 Topps Chrome Football Hobby Box	48	\$89	\$103	\$4,270	\$4,925	\$655	15.3%	\$140	-31.3%	\$103	14	\$98	1	\$166	\$166	\$149
<b>Total 2015 Football</b>	<b>144</b>			<b>\$12,905</b>	<b>\$29,662</b>	<b>\$16,757</b>	<b>129.8%</b>	<b>\$30,723</b>	<b>-3.5%</b>							

2016 Football Product	Fund Units	Fund Cost	Current Valuation	Total Fund Cost	Total Current Value	Total Change in Value	Total Change in Value %	Previous Quarter Valuation	Change in Value % vs. Previous Quarter	Average eby Transaction in Quarter	Auction Data April 1st - June 30th 2025				As of June 30th, 2025	
											Number of Auctions	Average Auction Price	Number of Fixed Price Transactions	Average Fixed Price Sale Price	Lowest eby BIN	Average Price on Online Retailers
2016 Panini Contenders Football Hobby Box	48	\$325	\$380	\$15,600	\$18,216	\$2,616	16.8%	\$335	13.1%	\$380	0	\$0	2	\$380	\$430	\$400
2016 Panini Donruss Optic Football Hobby Box	48	\$250	\$500	\$11,998	\$24,004	\$12,004	100.1%	\$355	40.9%	\$530	0	\$0	1	\$530	\$530	\$500
2016 Panini Flawless Football Hobby Box	0	\$1,500	\$1,562	\$0	\$0	\$0	0.0%	\$1,562	-30.4%	\$1,562	2	\$1,562	0	\$0	\$0	\$6,500
2016 Panini Immaculate Football Hobby Box	30	\$350	\$1,000	\$10,499	\$30,000	\$19,501	185.8%	\$1,000	0.0%	\$0	0	\$0	0	\$0	\$1,150	\$0
2016 Panini National Treasures Football Hobby Box	16	\$775	\$1,100	\$12,399	\$17,600	\$5,201	41.9%	\$1,130	-2.7%	\$1,100	0	\$0	4	\$1,100	\$1,795	\$1,500
2016 Panini Prizm Football Jumbo Box	12	\$500	\$750	\$5,999	\$8,999	\$3,000	50.0%	\$979	-23.4%	\$0	0	\$0	0	\$0	\$0	\$750
<b>Total 2016 Football</b>	<b>154</b>			<b>\$56,495</b>	<b>\$98,817</b>	<b>\$42,322</b>	<b>74.9%</b>	<b>\$92,971</b>	<b>6.3%</b>							

2017 Football Product	Fund Units	Fund Cost	Current Valuation	Total Fund Cost	Total Current Value	Total Change in Value	Total Change in Value %	Previous Quarter Valuation	Change in Value % vs. Previous Quarter	Average eby Transaction in Quarter	Auction Data April 1st - June 30th 2025				As of June 30th, 2025	
											Number of Auctions	Average Auction Price	Number of Fixed Price Transactions	Average Fixed Price Sale Price	Lowest eby BIN	Average Price on Online Retailers
2017 Panini Contenders Football Hobby Box	24	\$1,050	\$2,534	\$25,199	\$60,812	\$35,613	141.3%	\$2,967	-14.6%	\$2,534	15	\$2,487	2	\$2,888	\$3,250	\$2,917
2017 Panini Contenders Optic Football Box	60	\$320	\$1,173	\$19,197	\$70,356	\$51,159	266.5%	\$1,131	3.7%	\$1,173	5	\$1,173	0	\$0	\$2,000	\$1,500
2017 Panini Donruss Optic Football Hobby Box	0	\$475	\$3,921	\$0	\$0	\$0	0.0%	\$3,921	0.0%	\$0	0	\$0	0	\$0	\$4,995	\$5,000
2017 Panini Flawless Football Hobby Box	0	\$475	\$10,700	\$0	\$0	\$0	0.0%	\$10,700	0.0%	\$0	0	\$0	0	\$0	\$39,998	\$6,875
2017 Panini Immaculate Football Hobby Box	12	\$1,000	\$4,000	\$11,999	\$48,000	\$36,001	300.0%	\$4,000	0.0%	\$0	0	\$0	0	\$0	\$6,850	\$0
2017 Panini National Treasures Football Hobby Box	4	\$3,000	\$16,400	\$12,000	\$65,600	\$53,600	446.7%	\$9,500	72.6%	\$16,400	1	\$12,800	1	\$20,000	\$0	\$18,750
2017 Panini Origins Football Hobby Box	0	\$275	\$825	\$0	\$0	\$0	0.0%	\$825	0.0%	\$0	0	\$0	0	\$0	\$0	\$1,120
2017 Panini Prizm Football Hobby Box	48	\$925	\$5,692	\$44,400	\$73,200	\$28,800	515.3%	\$7,814	-27.2%	\$5,692	12	\$5,692	0	\$0	\$8,486	\$8,000
2017 Panini Select Football Hobby Box	0	\$500	\$4,621	\$0	\$0	\$0	0.0%	\$4,621	23.4%	\$4,621	1	\$4,621	0	\$0	\$8,095	\$0
<b>Total 2017 Football</b>	<b>148</b>			<b>\$112,795</b>	<b>\$517,968</b>	<b>\$405,173</b>	<b>359.2%</b>	<b>\$600,108</b>	<b>-13.7%</b>							

2018 Football Product	Fund Units	Fund Cost	Current Valuation	Total Fund Cost	Total Current Value	Total Change in Value	Total Change in Value %	Previous Quarter Valuation	Change in Value % vs. Previous Quarter	Average eby Transaction in Quarter	Auction Data April 1st - June 30th 2025				As of June 30th, 2025	
											Number of Auctions	Average Auction Price	Number of Fixed Price Transactions	Average Fixed Price Sale Price	Lowest eby BIN	Average Price on Online Retailers
2018 Panini Contenders Football Hobby Box	48	\$380	\$746	\$17,278	\$35,792	\$18,514	107.2%	\$746	0.0%	\$746	2	\$698	4	\$716	\$787	\$750
2018 Panini Contenders Optic Football Hobby Box	40	\$143	\$699	\$5,718	\$27,952	\$22,234	388.8%	\$575	21.5%	\$699	1	\$630	4	\$716	\$944	\$750
2018 Panini Donruss Optic Football Hobby Box	0	\$186	\$1,620	\$0	\$0	\$0	0.0%	\$1,620	31.0%	\$1,620	1	\$1,620	3	\$1,627	\$2,000	\$1,750
2018 Panini Flawless Football Hobby Box	0	\$2,500	\$5,400	\$0	\$0	\$0	0.0%	\$5,400	-37.3%	\$5,400	1	\$5,400	0	\$0	\$12,125	\$0
2018 Panini National Treasures Football Hobby Box	16	\$1,100	\$4,750	\$17,999	\$76,000	\$58,001	331.8%	\$2,750	72.7%	\$4,750	0	\$0	1	\$4,750	\$4,500	\$4,750
2018 Panini Obsidian Football Hobby Box	48	\$285	\$660	\$13,678	\$31,680	\$18,002	131.6%	\$660	0.0%	\$0	0	\$0	0	\$0	\$0	\$750
2018 Panini One Football Hobby Box	60	\$190	\$685	\$11,997	\$41,100	\$29,103	260.6%	\$453	51.2%	\$685	0	\$0	1	\$685	\$0	\$800
2018 Panini Origins Football Hobby Box	48	\$165	\$500	\$7,918	\$23,998	\$16,080	203.1%	\$500	0.0%	\$0	0	\$0	0	\$0	\$0	\$650
2018 Panini Prizm Football Hobby Box	48	\$290	\$1,775	\$13,918	\$85,200	\$71,282	512.2%	\$1,521	16.7%	\$1,775	6	\$1,683	2	\$2,050	\$2,200	\$2,500
2018 Panini Select Football Hobby Box	48	\$335	\$1,437	\$16,078	\$68,983	\$52,905	329.1%	\$1,437	0.0%	\$0	0	\$0	0	\$0	\$1,750	\$2,100
2018 Panini Spectra Football Hobby Box	0	\$500	\$999	\$0	\$0	\$0	0.0%	\$1,017	-1.7%	\$999	0	\$0	1	\$999	\$0	\$1,994
<b>Total 2018 Football</b>	<b>356</b>			<b>\$103,582</b>	<b>\$390,704</b>	<b>\$287,122</b>	<b>277.2%</b>	<b>\$327,631</b>	<b>19.3%</b>							

2019 Football Product	Fund Units	Fund Cost	Current Valuation	Total Fund Cost	Total Current Value	Total Change in Value	Total Change in Value %	Previous Quarter Valuation	Change in Value % vs. Previous Quarter	Average eby Transaction in Quarter
-----------------------	------------	-----------	-------------------	-----------------	---------------------	-----------------------	-------------------------	----------------------------	--	------------------------------------

OTHER SPORTS AND ENTERTAINMENT											Auction Data April 1st - June 30th 2025						As of June 30th, 2025	
Other Sport Product	Fund Units	Fund Cost	Current Valuation	Total Fund Cost	Total Current Value	Total Change in Value	Total Change in Value %	Previous Quarter Valuation	Change in Value % vs. Previous Quarter	Average eBay Transaction in Quarter	Number of Auctions	Average Auction Price	Number of Fixed Price Transactions	Average Fixed Price Sale Price	Lowest eBay BIN	Average Price on Online Retailers		
2001 Upper Deck SP Authentic Golf Hobby Box	48	\$300	\$979	\$14,398	\$46,971	\$32,573	226.2%	\$888	10.1%	\$979	5	\$1,128	40	\$980	\$1,202	\$5,000		
2015/16 Upper Deck The Cup Hockey Hobby Box	3	\$1,500	\$3,783	\$4,500	\$11,350	\$6,850	152.2%	\$3,726	1.5%	\$3,783	50	\$3,783	0	\$0	\$5,350	\$0		
2016/17 Upper Deck The Cup Hockey Hobby Box	9	\$650	\$1,455	\$5,850	\$13,098	\$7,248	123.9%	\$1,867	-22.0%	\$1,455	19	\$1,406	1	\$2,385	\$2,000	\$2,000		
2017/18 Upper Deck The Cup Hockey Hobby Box	12	\$390	\$1,020	\$4,679	\$12,243	\$7,564	161.6%	\$850	20.0%	\$1,020	3	\$955	1	\$1,275	\$1,400	\$1,067		
2018/19 Upper Deck The Cup Hockey Hobby Box	0	\$525	\$1,050	\$0	\$0	\$0	0.0%	\$1,120	-6.3%	\$1,050	1	\$1,050	0	\$0	\$1,600	\$1,667		
2016 Panini Flawless Soccer Hobby Box	0	\$2,500	\$4,858	\$0	\$0	\$0	NDIV/OI	\$4,858	0.0%	\$0	0	\$0	0	\$0	\$0	\$37,500		
2018 Panini National Treasures Soccer Hobby Box	0	\$420	\$4,455	\$0	\$0	\$0	NDIV/OI	\$2,250	98.0%	\$4,455	0	\$0	1	\$4,455	\$5,700	\$5,000		
2018/19 Panini Immaculate Soccer Hobby Box	0	\$500	\$1,030	\$0	\$0	\$0	NDIV/OI	\$1,030	0.0%	\$0	0	\$0	0	\$0	\$6,000	\$0		
2009 Topps UFC Round 1 Trading Cards Hobby Box	0	\$450	\$2,218	\$0	\$0	\$0	NDIV/OI	\$1,900	16.7%	\$2,218	3	\$1,991	1	\$2,900	\$3,186	\$0		
Total Other Sport	72			\$29,427	\$83,662	\$54,235	184.3%	\$80,824	3.5%									
Entertainment Product											Auction Data April 1st - June 30th 2025				As of June 30th, 2025			
Entertainment Product	Fund Units	Fund Cost	Current Valuation	Total Fund Cost	Total Current Value	Total Change in Value	Total Change in Value %	Previous Quarter Valuation	Change in Value % vs. Previous Quarter	Average eBay Transaction in Quarter	Number of Auctions	Average Auction Price	Number of Fixed Price Transactions	Average Fixed Price Sale Price	Lowest eBay BIN	Average Price on Online Retailers		
2011 Leaf Family Guy Seasons 3, 4 & 5 Trading Cards Box	18	\$200	\$285	\$3,600	\$5,130	\$1,530	42.5%	\$469	-39.2%	\$285	0	\$0	1	\$285	\$0	\$500		
2018 Topps Stranger Things Season One Hobby Box	12	\$55	\$347	\$659	\$4,158	\$3,499	\$30.6%	\$421	-17.7%	\$347	2	\$253	2	\$440	\$575	\$590		
Game of Thrones Inflexions (Rittenhouse) - Box	0	\$130	\$200	\$0	\$0	\$0	0.0%	\$230	-13.0%	\$208	4	\$208	0	\$0	\$255	\$200		
Game of Thrones Inflexions (International Edition) (Rittenhouse) - Box	20	\$180	\$129	\$3,599	\$2,587	-\$1,012	-28.1%	\$129	0.0%	\$0	0	\$0	0	\$0	\$500	\$500		
Game of Thrones Season Four Trading Cards (Rittenhouse) - Box	12	\$100	\$111	\$1,200	\$1,326	\$126	10.5%	\$145	-23.8%	\$111	1	\$111	0	\$0	\$139	\$700		
Game of Thrones Season One Trading Cards (Rittenhouse) - Box	12	\$325	\$675	\$3,900	\$4,100	\$4,200	107.7%	\$738	-8.6%	\$675	0	\$0	1	\$675	\$750	\$0		
Game of Thrones Season Seven Trading Cards (Rittenhouse) - Box	12	\$75	\$133	\$900	\$3,400	\$700	77.8%	\$138	-3.0%	\$133	2	\$130	1	\$140	\$150	\$429		
Game of Thrones Season Six Trading Cards (Rittenhouse) - Box	12	\$75	\$140	\$900	\$1,680	\$780	86.7%	\$130	7.7%	\$140	0	\$0	1	\$140	\$250	\$190		
Game of Thrones Valyrian Steel Trading Cards (Rittenhouse) - Box	20	\$300	\$318	\$5,999	\$6,353	\$354	5.9%	\$318	0.0%	\$0	0	\$0	0	\$0	\$325	\$500		
Topps Garbage Pail Kids Chrome Series 1 Hobby Box	0	\$175	\$669	\$0	\$0	\$0	NDIV/OI	\$730	-8.4%	\$723	2	\$671	4	\$750	\$669	\$0		
Total Entertainment Product	118			\$20,757	\$30,934	\$10,177	49.0%	\$36,241	-14.6%									