

Modern Wax Fund, LLC June 30th, 2024 Valuation of Assets

Managed by



&



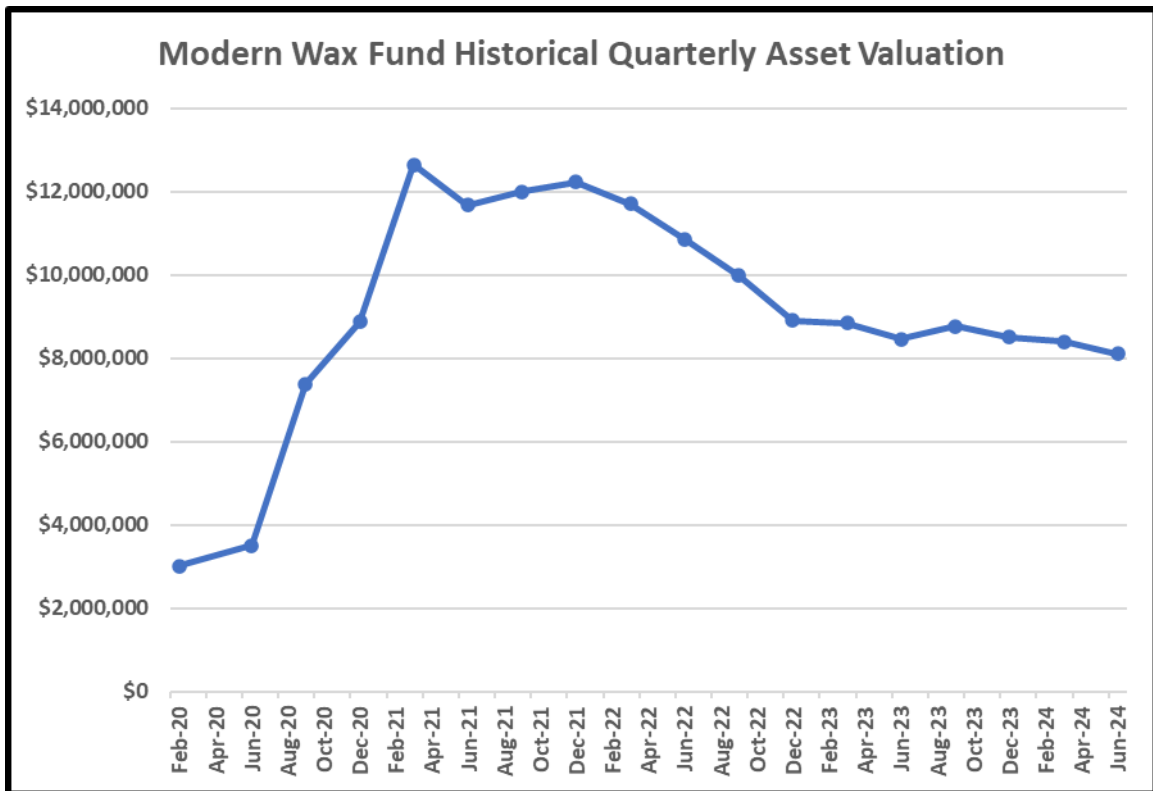
Table of Contents

Manager’s Letter.....	2
Summary of Valuation	4
Valuation – Data Sources, Process and Additional Information	6
Detailed Valuation Tables	9

Manager’s Letter

Management presents to investors of the Modern Wax Fund, LLC, the June 30th, 2024 valuation report for the Fund’s assets. The Fund estimated value decreased 3.5% and remains up 169.6% since inception of February 28th, 2020, or \$5,098,863 over cost.

Estimated Fund Asset Value + Distributions as of June 30 th , 2024	\$8,104,741
Estimated Value Increase Over Cost - Nominal	\$5,098,863
Estimated Value Increase Over Cost - %	169.6%
Distributions to Date	\$1,705,764



The table below shows how the Fund has performed against more traditional assets for the quarter and since the Fund's closing date of February 28th, 2020.

Asset/Index	Return from Feb 28 th 2020 - June 30 th 2024	Return in Quarter Ending June 30 th 2024
Modern Wax Fund	169.6%	-3.5%
S&P 500	84.8%	3.9%
Dow	54.0%	-1.7%
Nasdaq	107.0%	8.3%

Respectfully,



The valuation and financial information contained in this quarterly valuation report is for informational purposes only. It is not a guarantee of any future sale prices for fund assets, future performance of fund assets or distributions to investors.

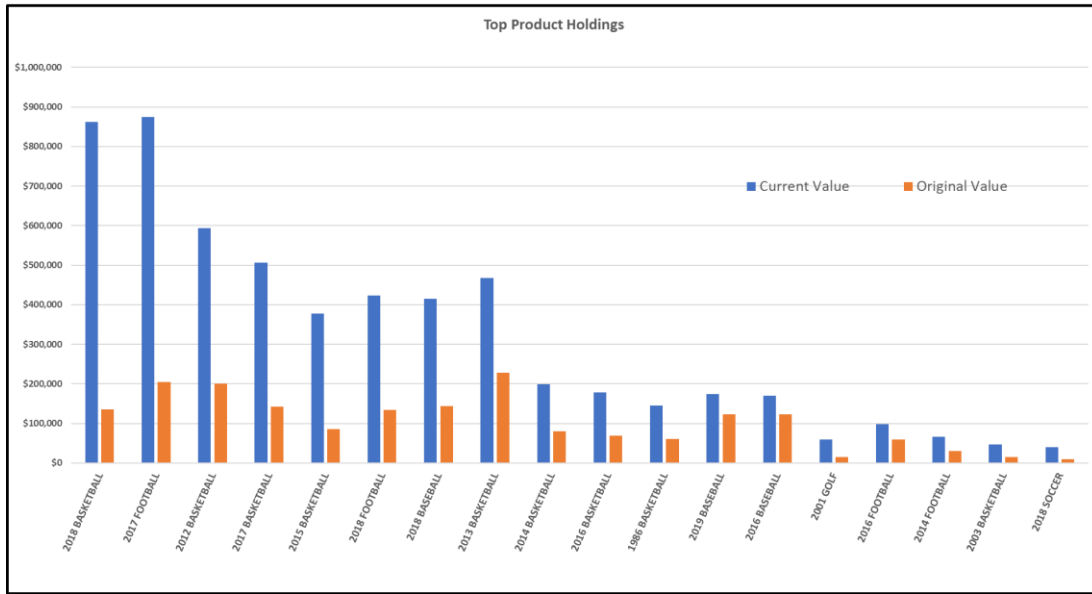
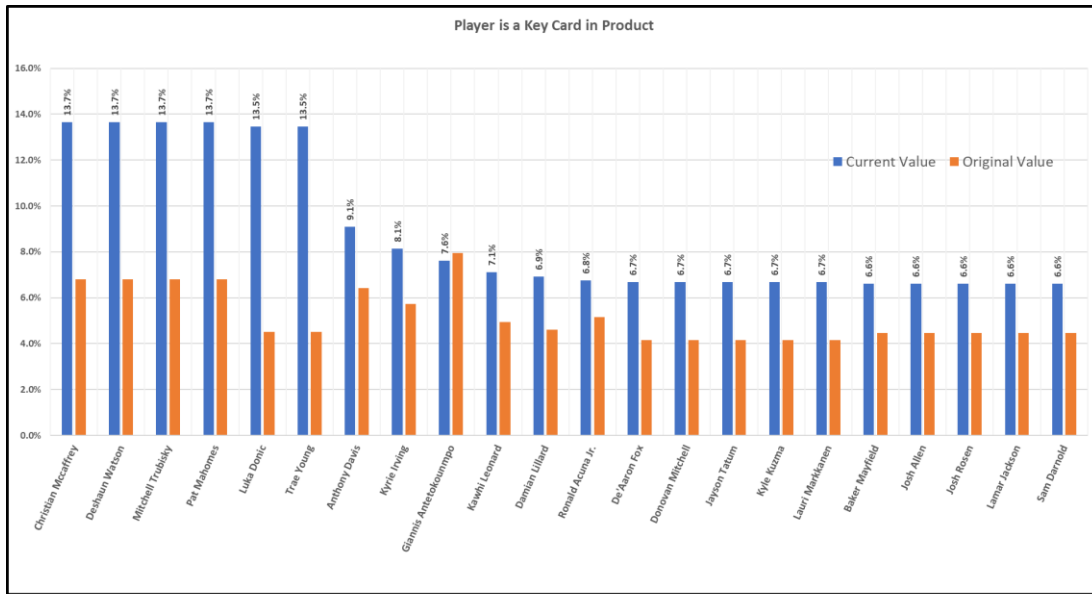
The valuation is strictly based on the estimated market value of the Fund owned assets and does not consider the allocation of profits/loss after Fund operating costs or Manager profit participation.

The valuation does not take into account the fees/costs of future sales which could cost as much as 10%.

The valuation is primarily based on actual transactions and in cases where there have not been transactions values are usually held at the previous quarter's value products are usually held at the previous quarter pricing. For these products that rarely trade this can in outdated valuations that may reflect numerous quarters worth of price fluctuations that never translated into an actual transaction.

Summary of Valuation

Fund Valuation Rollup June 30th, 2024	Fund Units	Current Valuation	Fund Cost	Change in Value \$	Change in Value %	Previous Quarter	QoQ Change
Baseball	2888	\$1,175,408	\$787,129	\$388,279	49.3%	\$1,192,305	-1.4%
Basketball	2688	\$3,447,090	\$1,062,783	\$2,384,307	224.3%	\$3,655,358	-5.7%
Football	1313	\$1,579,855	\$481,434	\$1,098,422	228.2%	\$1,640,868	-3.7%
Other Sports	97	\$152,237	\$44,596	\$107,641	241.4%	\$160,194	-5.0%
Entertainment	130	\$44,388	\$22,857	\$21,531	94.2%	\$41,836	6.1%
Sales/Distributions to Date		\$1,705,764	\$607,079	\$1,098,685	181.0%	\$1,705,764	
Total Current Valuation	7116	\$8,104,741	\$3,005,878	\$5,098,863	169.6%	\$8,396,325	-3.5%



Fund Valuation Rollup June 30th, 2024	Fund Units	Current Valuation	Fund Cost	Change in Value \$	Change in Value %	Previous Quarter	QoQ Change
Baseball	2888	\$1,175,408	\$787,129	\$388,279	49.3%	\$1,192,305	-1.4%
Basketball	2688	\$3,447,090	\$1,062,783	\$2,384,307	224.3%	\$3,655,358	-5.7%
Football	1313	\$1,579,855	\$481,434	\$1,098,422	228.2%	\$1,640,868	-3.7%
Other Sports	97	\$152,237	\$44,596	\$107,641	241.4%	\$160,194	-5.0%
Entertainment	130	\$44,388	\$22,857	\$21,531	94.2%	\$41,836	6.1%
Sales/Distributions to Date		\$1,705,764	\$607,079	\$1,098,685	181.0%	\$1,705,764	
Total Current Valuation	7116	\$8,104,741	\$3,005,878	\$5,098,863	169.6%	\$8,396,325	-3.5%

Baseball Rollup	Fund Units	Current Valuation	Fund Cost	Change in Value \$	Change in Value %	Previous Quarter	QoQ Change
Pre 2011 Baseball	40	\$15,938	\$17,970	-\$2,032	-11.3%	\$16,231	-1.8%
2011 Baseball	45	\$36,353	\$47,799	-\$11,447	-23.9%	\$48,490	-25.0%
2013 Baseball	113	\$42,179	\$42,801	-\$622	-1.5%	\$36,989	14.0%
2014 Baseball	333	\$114,624	\$87,101	\$27,523	31.6%	\$117,513	-2.5%
2015 Baseball	334	\$54,518	\$65,207	-\$10,688	-16.4%	\$52,262	4.3%
2016 Baseball	337	\$173,791	\$126,156	\$47,635	37.8%	\$166,192	4.6%
2017 Baseball	485	\$148,395	\$134,278	\$14,117	10.5%	\$151,149	-1.8%
2018 Baseball	523	\$415,590	\$143,506	\$272,084	189.6%	\$423,208	-1.8%
2019 Baseball	678	\$174,020	\$122,311	\$51,710	42.3%	\$180,271	-3.5%
Total Baseball	2888	\$1,175,408	\$787,129	\$388,279	49.3%	\$1,192,305	-1.4%

Basketball Rollup	Fund Units	Current Valuation	Fund Cost	Change in Value \$	Change in Value %	Previous Quarter	QoQ Change
1986/87 Basketball	1	\$144,867	\$60,000	\$84,867	141.4%	\$136,800	5.9%
1996/97 Basketball	3	\$28,426	\$5,225	\$23,201	444.0%	\$21,039	35.1%
1997/98 Basketball	3	\$6,033	\$3,000	\$3,033	101.1%	\$6,282	-4.0%
1998/99 Basketball	4	\$4,614	\$2,150	\$2,464	114.6%	\$4,625	-0.2%
2003/04 Basketball	8	\$47,409	\$15,500	\$31,909	205.9%	\$40,673	16.6%
2007/08 Basketball	3	\$3,238	\$1,965	\$1,273	64.8%	\$3,328	-2.7%
2008/09 Basketball	3	\$5,629	\$1,850	\$3,779	204.3%	\$7,179	-21.6%
2012/13 Basketball	326	\$593,258	\$200,110	\$393,148	196.5%	\$633,599	-6.4%
2013/14 Basketball	621	\$468,152	\$228,769	\$239,383	104.6%	\$564,420	-17.1%
2014/15 Basketball	191	\$198,451	\$79,993	\$118,458	148.1%	\$211,367	-6.1%
2015/16 Basketball	213	\$377,189	\$85,806	\$291,384	339.6%	\$355,967	6.0%
2016/17 Basketball	254	\$178,436	\$68,751	\$109,685	159.5%	\$186,252	-4.2%
2017/18 Basketball	487	\$506,888	\$141,939	\$364,949	257.1%	\$532,553	-4.8%
2018/19 Basketball	492	\$861,494	\$135,293	\$726,200	536.8%	\$929,702	-7.3%
2019/20 Basketball	79	\$23,007	\$32,431	-\$9,424	-29.1%	\$21,575	6.6%
Total Basketball	2688	\$3,447,090	\$1,062,783	\$2,384,307	224.3%	\$3,655,358	-5.7%

Football Rollup	Fund Units	Current Valuation	Fund Cost	Change in Value \$	Change in Value %	Previous Quarter	QoQ Change
Pre 2012 Football	2	\$2,883	\$2,000	\$883	44.1%	\$3,069	-6.1%
2012 Football	28	\$26,148	\$10,399	\$15,749	151.4%	\$27,288	-4.2%
2013 Football	48	\$20,400	\$3,598	\$16,802	467.0%	\$19,152	6.5%
2014 Football	194	\$66,660	\$30,727	\$35,933	116.9%	\$71,091	-6.2%
2015 Football	200	\$57,199	\$29,462	\$27,737	94.1%	\$59,055	-3.1%
2016 Football	156	\$98,632	\$59,495	\$39,138	65.8%	\$104,636	-5.7%
2017 Football	253	\$874,072	\$204,466	\$669,606	327.5%	\$915,011	-4.5%
2018 Football	420	\$423,421	\$134,507	\$288,914	214.8%	\$432,566	-2.1%
2019 Football	12	\$10,440	\$6,779	\$3,661	54.0%	\$9,000	16.0%
Total Football	1313	\$1,579,855	\$481,434	\$1,098,422	228.2%	\$1,640,868	-3.7%

Other Sports	Fund Units	Current Valuation	Fund Cost	Change in Value \$	Change in Value %	Previous Quarter	QoQ Change
Golf	48	\$58,901	\$14,398	\$44,503	309.1%	\$43,344	35.9%
Hockey	24	\$40,922	\$15,029	\$25,893	172.3%	\$42,538	-3.8%
Soccer	24	\$49,714	\$14,719	\$34,995	237.8%	\$72,012	-31.0%
UFC	1	\$2,700	\$450	\$2,250	500.1%	\$2,300	17.4%
Total Other Sports	97	\$152,237	\$44,596	\$107,641	241.4%	\$160,194	-5.0%

Entertainment	Fund Units	Current Valuation	Fund Cost	Change in Value \$	Change in Value %	Previous Quarter	QoQ Change
Family Guy	18	\$8,442	\$3,600	\$4,842	134.5%	\$8,640	-2.3%
Stranger Things	12	\$5,316	\$659	\$4,657	706.2%	\$4,890	8.7%
Game of Thrones	88	\$21,810	\$16,498	\$5,312	32.2%	\$21,166	3.0%
Garbage Pail Kids	12	\$8,820	\$2,100	\$6,720	320.0%	\$7,140	23.5%
Total Entertainment	130	\$44,388	\$22,857	\$21,531	94.2%	\$41,836	6.1%

Valuation – Data Sources, Process and Additional Information

Data Sources for Valuation

- eBay auction sales over the quarter.
- Fixed Price (Buy it Now or Best Offer) eBay transactions (source: www.watchcount.com and www.sportscardinvestor.com Market Movers tool, www.cardladder.com as well as looking up prices on eBay via the page source code).
- Lowest eBay Buy It Now Price on the last day of the quarter.
- Lowest asking price on major online retail stores (Blowout, Dave and Adams, Steel City) on the last day of the quarter.

Deriving Current Value

Methodology & Hierarchy

- 1) If online retail stores asking price or the lowest eBay Buy it Now is the lowest price amongst all sources, including cost, it will be used by default.
- 2) Realized Transactions – When available, the average sales price for a specific product over the quarter via eBay auctions, eBay fixed price transactions and live auction house sales will be used.
- 3) Similar Product – For product that had no realized transactions during the quarter that have a comparable product the change in the valuation of that comparable product will be applied.
 - a. Example 1 – Product Specific: 2018 Topps Update Baseball has 4 products in the fund; Blaster Boxes, Fat Pack Cases, Jumbo Boxes & Hobby Boxes. Fat Pack Cases had no transactions during the quarter, however Blaster, Jumbo & Hobby Boxes did. The change in price of the three products was applied to the valuation of the Fat Pack Cases.
 - b. Example 2 – Manufacturer/Sport Specific: 2014/15 Basketball has six Panini products. Three of those products had no transactions during the quarter. The change in valuation of these products that did have transactions is applied to the three products without.
- 4) Cost – If there were no transactions for a specific product and no transactions for a comparable product during the quarter and the lowest Buy it Now or online retail store price is greater than cost the valuation was left unchanged at cost.

Color Coding on Individual Year & Sport tables - If a valuation price is not based off of realized transactions the current value assigned will be highlighted and color coded with a corresponding price source on the table or note below the table.

The following is a summary of the valuation methodology applied to the June 30th, 2024 valuation.

Summary of Current Valuation by Source	Products	Current Value	Cost	\$ Change	% Change
Average Auction and/or Fixed/Best Offer	145	\$3,242,213	\$1,265,484	\$1,976,729	156.2%
Lowest Buy It Now Only	13	\$268,149	\$93,272	\$174,877	187.5%
Average Online Retail Store Only	33	\$696,719	\$285,217	\$411,502	144.3%
Based on Similar Product	0	\$0	\$0	\$0	0.0%
Based on Previous Quarter Valuation	72	\$2,191,898	\$754,826	\$1,437,072	190.4%
Kept at Cost	0	\$0	\$0	\$0	0.0%
Total	263	\$6,398,978	\$2,398,799	\$4,000,179	166.8%

Average Auction and/or Fixed Reconciliation	Products	Current Value	Cost	\$ Change	% Change
Average Auction and Fixed/Best Offer	63	\$1,354,868	\$481,330	\$873,538	181.5%
Average Auction Only	51	\$1,110,175	\$527,898	\$582,277	110.3%
Average Fixed/Best Offer Transaction Only	31	\$777,169	\$256,256	\$520,913	203.3%
Total	145	\$3,242,213	\$1,265,484	\$1,976,729	156.2%

Additional Information on Data Collected

Auction & Fixed Price / Best Offer Data Collected	
<u>Auction Data Collected</u>	
Number of Fund Products with Auctions During Quarter*	131
% of Fund Products with Auctions	49.8%
Number of Auction Transactions of Fund Product	791
Value of Auction Transactions	\$1,363,381
<u>Fixed / Best Offer Price Data Collected</u>	
Number of Fund Products with Fixed Price/Best Offer Transactions During Quarter	117
% of Fund Products with Fixed/Best Offer Price Transactions	44.5%
Number of Fixed/Best Offer Transactions of Fund Product	380
Value of Fixed/Best Offer Transactions	\$337,805
<u>Fixed/Best Offer vs. Auction</u>	
% of Fixed/Best Offer vs. Auction - Number of Transactions in Data Collected	-52.0%
\$ Ratio of Transactions of Fixed/Best Offer vs. Auction	-75.2%
Number of Products that had Fixed/Best Offer and Auction Transactions in the Quarter	73
Average Price of Fixed/Best Offer Transactions Compared to Auction Prices	123.4%
Number of Product with Higher Auction Prices than Fixed/Best Offer Price	15

*This number is higher than the products that were priced using auction/fixed/best offer price d because of the products that had a lower eBay Buy it Now or online retailer price.

eBay Auction & Fixed Price Data Collection Methodology

The manager makes a best effort attempt to accurately capture all relevant auction data but acknowledges the following;

- This process is manual and therefore subject to human error.
- The parameters used by the manager to include or exclude specific auctions is not quantitative and subject to opinion. The exclusion of certain auctions are given the considerations below;
 - Mislabeled or misleading auction titles.
 - Auction may be for non-sealed boxes.
 - Auction may be for a combination of products.
 - Sellers with very limited feedback.
 - Sellers with below average feedback score.
 - Auction price is such an outlier from the average (this is most likely a sign an item was shilled and artificially bid up).
 - Seller may be international.
 - Unusually high shipping costs.
- Reliance on watchcount.com and/or sportscardinvestor.com Market Movers tool's accuracy for Best Offer prices on Fixed transactions.

Products that had no transactions in quarter and not available to purchase as of June 30th, 2024
2018 Topps Transcendent Collection Baseball Hobby Box
1996/97 Bowman's Best Basketball Hobby Box
2003/04 Upper Deck Rookie Exclusives Basketball Hobby Box
2007/08 Upper Deck SP Authentic Basketball Hobby Box
2008/09 Upper Deck SPx Basketball Hobby Box
2012/13 Panini Immaculate Basketball Hobby Box
2012/13 Upper Deck Exquisite Collection Basketball Hobby Box
2013/14 Panini National Treasures Basketball Hobby Box

Comparing Data Sources

Source	# of Products with Pricing Available	% of Fund Products	Valuation if Specific Source Data was Used Whenever Possible
Auction Data Collected	131	49.8%	\$6,403,864
Fixed / Best Offer Price Data Collected	117	44.5%	\$6,562,326
Buy it Now Available on 6/30/24	225	85.6%	\$8,950,530
Average Online Retail Price	225	85.6%	\$8,707,876

Detailed Valuation Tables

Pre 2011 Baseball Product	Fund Units	Fund Cost	Current Valuation	Total Fund Cost	Total Current Value	Total Change in Value	Total Change in Value %	Previous Quarter Valuation	Change in Value % vs. Previous Quarter	Average eBay Transaction in Quarter	Auction Data October 1st - December 31st 2023				As of December 31st, 2023	
											Number of Auctions	Average Auction Price	Number of Fixed Price Transactions	Average Fixed Price Sale Price	Lowest eBay BIN	Average Price on Online Retailers
1993 Bowman Baseball Hobby Box	24	\$80	\$86	\$1,920	\$2,055	\$135	7.0%	\$81	5.2%	\$98	18	\$84	19	\$87	\$89	\$120
1993 Topps Finest Baseball Hobby Box	1	\$750	\$1,621	\$750	\$1,621	\$871	116.1%	\$1,444	12.8%	\$1,621	8	\$1,701	3	\$1,407	\$1,377	\$0
1993 Upper Deck SP Baseball Hobby Box	1	\$2,600	\$2,042	\$2,600	\$2,042	-\$558	-21.5%	\$1,800	8.1%	\$2,042	8	\$1,951	19	\$2,081	\$2,300	\$2,750
2009 Bowman Draft Picks & Prospects Baseball Hobby Box	1	\$5,150	\$2,916	\$5,150	\$2,916	-\$2,234	-43.4%	\$3,725	-21.7%	\$2,916	2	\$2,415	3	\$3,250	\$3,850	\$3,600
2010 Bowman Platinum Baseball Hobby Box	12	\$600	\$566	\$7,200	\$6,794	-\$406	-5.6%	\$566	0.0%	\$0	0	\$0	0	\$0	\$575	\$750
2010 Bowman Sterling Baseball Hobby Box	1	\$350	\$510	\$350	\$510	\$160	45.7%	\$425	20.0%	\$510	0	\$0	3	\$510	\$600	\$550
Total Pre 2011 Baseball	40			\$17,970	\$15,938	-\$2,032	-11.3%	\$16,231	-1.8%							

2011 Baseball Product	Fund Units	Fund Cost	Current Valuation	Total Fund Cost	Total Current Value	Total Change in Value	Total Change in Value %	Previous Quarter Valuation	Change in Value % vs. Previous Quarter	Average eBay Transaction in Quarter	Auction Data October 1st - December 31st 2023				As of December 31st, 2023	
											Number of Auctions	Average Auction Price	Number of Fixed Price Transactions	Average Fixed Price Sale Price	Lowest eBay BIN	Average Price on Online Retailers
2011 Bowman Chrome Baseball Hobby Box	12	\$950	\$755	\$11,399	\$9,050	-\$2,339	-20.5%	\$1,500	-49.7%	\$755	1	\$515	1	\$995	\$1,800	\$0
2011 Bowman Draft Picks & Prospects Baseball Hobby Box	12	\$550	\$685	\$6,600	\$8,220	\$1,620	24.5%	\$705	-2.8%	\$750	0	\$0	1	\$750	\$685	\$715
2011 Bowman Sterling Baseball Hobby Box	1	\$1,800	\$2,725	\$1,800	\$2,725	\$925	51.4%	\$2,725	0.0%	\$0	0	\$0	0	\$0	\$1,439	\$550
2011 Topps Finest Baseball Hobby Box	1	\$1,400	\$1,330	\$1,400	\$1,330	-\$70	-5.0%	\$2,500	-46.8%	\$1,330	1	\$1,330	0	\$0	\$3,100	\$2,800
2011 Topps Update Series Baseball Hobby Box	1	\$6,500	\$2,605	\$6,500	\$2,605	-\$3,895	-59.9%	\$2,605	0.0%	\$0	0	\$0	0	\$0	\$4,750	\$0
2011 Topps Update Series Baseball Jumbo HTA Box	1	\$6,500	\$3,067	\$6,500	\$3,067	-\$3,433	-52.8%	\$3,067	0.0%	\$0	0	\$0	0	\$0	\$3,200	\$0
2011 Topps Value Baseball Box	17	\$800	\$550	\$13,600	\$9,346	-\$4,254	-31.3%	\$655	-16.1%	\$558	1	\$415	1	\$700	\$699	\$550
Total 2011 Baseball	45			\$47,799	\$36,353	-\$11,447	-23.9%	\$48,490	-25.0%							

2013 Baseball Product	Fund Units	Fund Cost	Current Valuation	Total Fund Cost	Total Current Value	Total Change in Value	Total Change in Value %	Previous Quarter Valuation	Change in Value % vs. Previous Quarter	Average eBay Transaction in Quarter	Auction Data October 1st - December 31st 2023				As of December 31st, 2023	
											Number of Auctions	Average Auction Price	Number of Fixed Price Transactions	Average Fixed Price Sale Price	Lowest eBay BIN	Average Price on Online Retailers
2013 Bowman Baseball Hobby Box	1	\$125	\$129	\$125	\$129	\$4	3.5%	\$83	56.8%	\$129	1	\$120	4	\$132	\$170	\$0
2013 Bowman Baseball Jumbo (HTA) Box	8	\$400	\$260	\$3,200	\$2,080	-\$1,120	-35.0%	\$260	0.0%	\$0	0	\$0	0	\$0	\$275	\$260
2013 Bowman Draft Picks & Prospects Baseball Hobby Box	48	\$330	\$400	\$15,838	\$19,220	\$3,382	21.4%	\$321	24.9%	\$400	7	\$398	5	\$404	\$450	\$450
2013 Bowman Sterling Baseball Hobby Box	32	\$525	\$320	\$16,800	\$16,640	-\$160	-1.0%	\$480	8.3%	\$520	0	\$0	1	\$320	\$700	\$600
2013 Topps Heritage High Number Baseball Complete Set	0	\$200	\$118	\$0	\$0	\$0	0.0%	\$155	-23.9%	\$118	1	\$106	1	\$130	\$190	\$150
2013 Topps Update Series Baseball Hobby Box	24	\$285	\$171	\$6,839	\$4,110	-\$2,729	-39.9%	\$170	0.7%	\$171	2	\$148	2	\$195	\$214	\$200
Total 2013 Baseball	113			\$42,801	\$42,179	-\$622	-1.5%	\$36,989	14.0%							

2014 Baseball Product	Fund Units	Fund Cost	Current Valuation	Total Fund Cost	Total Current Value	Total Change in Value	Total Change in Value %	Previous Quarter Valuation	Change in Value % vs. Previous Quarter	Average eBay Transaction in Quarter	Auction Data October 1st - December 31st 2023				As of December 31st, 2023	
											Number of Auctions	Average Auction Price	Number of Fixed Price Transactions	Average Fixed Price Sale Price	Lowest eBay BIN	Average Price on Online Retailers
2014 Bowman Baseball Hobby Box	1	\$185	\$225	\$185	\$225	\$40	21.6%	\$361	-37.6%	\$225	0	\$0	1	\$225	\$450	\$0
2014 Bowman Baseball Jumbo (HTA) Box	16	\$380	\$438	\$6,080	\$7,000	\$920	15.1%	\$378	15.9%	\$438	0	\$0	8	\$438	\$1,000	\$600
2014 Bowman Chrome Baseball "Jumbo" HTA Box	32	\$335	\$300	\$10,718	\$9,593	-\$1,126	-10.5%	\$342	-12.2%	\$438	0	\$0	2	\$438	\$500	\$300
2014 Bowman Chrome Baseball Hobby Box	48	\$180	\$160	\$8,638	\$7,669	-\$969	-11.2%	\$157	1.9%	\$162	4	\$159	1	\$177	\$177	\$160
2014 Bowman Draft Picks & Prospects Baseball "Jumbo" (HTA) Box	8	\$177	\$240	\$1,416	\$1,920	\$504	35.6%	\$240	0.0%	\$0	0	\$0	0	\$0	\$250	\$270
2014 Bowman Draft Picks & Prospects Baseball "SUPER Jumbo" Box	12	\$210	\$409	\$2,520	\$4,908	\$2,388	94.8%	\$521	-21.5%	\$409	1	\$409	0	\$0	\$795	\$0
2014 Bowman Draft Picks & Prospects Baseball Hobby Box	48	\$69	\$100	\$3,310	\$4,789	\$1,479	44.7%	\$105	-4.8%	\$0	0	\$0	0	\$0	\$100	\$100
2014 Bowman Sterling Baseball Hobby Box	48	\$400	\$633	\$19,198	\$30,400	\$11,202	58.4%	\$555	14.1%	\$633	0	\$0	3	\$633	\$785	\$600
2014 Topps Heritage High Number Baseball Complete Set	48	\$350	\$233	\$16,798	\$11,184	-\$5,614	-33.4%	\$367	-36.5%	\$233	1	\$233	0	\$0	\$475	\$450
2014 Topps Update Series Baseball Hobby Box	48	\$225	\$500	\$10,800	\$23,989	\$13,189	122.1%	\$441	13.3%	\$530	0	\$0	1	\$530	\$530	\$500
2014 Topps Update Series Baseball Jumbo HTA Box	24	\$310	\$540	\$7,440	\$12,948	\$5,508	74.0%	\$585	-7.8%	\$540	1	\$499	1	\$580	\$580	\$550
Total 2014 Baseball	333			\$87,101	\$114,624	\$27,523	31.6%	\$117,513	-2.5%							

2015 Baseball Product	Fund Units	Fund Cost	Current Valuation	Total Fund Cost	Total Current Value	Total Change in Value	Total Change in Value %	Previous Quarter Valuation	Change in Value % vs. Previous Quarter	Average eBay Transaction in Quarter	Auction Data October 1st - December 31st 2023				As of December 31st, 2023	
											Number of Auctions	Average Auction Price	Number of Fixed Price Transactions	Average Fixed Price Sale Price	Lowest eBay BIN	Average Price on Online Retailers
2015 Bowman Baseball "Jumbo" (HTA) Box	32	\$177	\$144	\$5,662	\$4,608	-\$1,054	-18.6%	\$125	15.0%	\$144	1	\$144	0	\$0	\$175	\$175
2015 Bowman Baseball Hobby Box	48	\$84	\$95	\$4,030	\$4,560	\$530	13.2%	\$81	14.5%	\$95	3	\$95	3	\$95	\$99	\$100
2015 Bowman Chrome Baseball "Jumbo" HTA Box	16	\$550	\$259	\$8,800	\$4,147	-\$4,653	-52.9%	\$259	0.0%	\$0	0	\$0	0	\$0	\$360	\$295
2015 Bowman Chrome Baseball Hobby Box	48	\$295	\$184	\$14,158	\$8,808	-\$5,350	-37.8%	\$117	57.2%	\$184	5	\$197	3	\$162	\$190	\$200
2015 Bowman Draft Picks & Prospects Baseball "Jumbo" Box	32	\$210	\$260	\$6,720	\$8,318	\$1,598	23.8%	\$235	10.6%	\$262	2	\$244	1	\$300	\$260	\$300
2015 Bowman Draft Picks & Prospects Baseball "SUPER Jumbo" Box	24	\$375	\$350	\$8,999	\$8,399	-\$600	-6.7%	\$369	-5.2%	\$406	1	\$406	0	\$0	\$400	\$350
2015 Bowman Draft Picks & Prospects Baseball Hobby Box	48	\$95	\$77	\$4,080	\$3,710	-\$370	-9.1%	\$109	-25.1%	\$77	21	\$77	0	\$0	\$110	\$100
2015 Bowman's Best Baseball Hobby Box	32	\$125	\$166	\$3,998	\$5,319	\$1,321	33.0%	\$153	8.0%	\$166	0	\$0	9	\$166	\$320	\$200
2015 Topps Update Series Baseball "Jumbo" Box	6	\$180	\$272	\$1,080	\$1,629	\$549	50.8%	\$272	0.0%	\$0	0	\$0	0	\$0	\$300	\$0
2015 Topps Update Series Baseball Hobby Box	48	\$160	\$105	\$7,680	\$5,021	-\$2,659	-34.6%	\$139	-24.9%	\$105	3	\$98	1	\$125	\$170	\$175
Total 2015 Baseball	334			\$65,207	\$54,518	-\$10,689	-16.4%	\$52,262	4.3%							

BASEBALL																
2016 Baseball Product	Fund Units	Fund Cost	Current Valuation	Total Fund Cost	Total Current Value	Total Change in Value	Total Change in Value %	Previous Quarter Valuation	Change in Value % vs. Previous Quarter	Average eBay Transaction in Quarter	Auction Data October 1st - December 31st 2023				As of December 31st, 2023	
											Number of Auctions	Average Auction Price	Number of Fixed Price Transactions	Average Fixed Price Sale Price	Lowest eBay BIN	Average Price on Online Retailers
2016 Bowman Baseball "Jumbo" HTA Box	32	\$450	\$379	\$14,400	\$12,120	-\$2,280	-15.8%	\$371	-2.1%	\$379	8	\$379	0	\$0	\$500	\$500
2016 Bowman Baseball Hobby Box	48	\$225	\$330	\$10,798	\$15,838	\$5,040	46.7%	\$223	48.2%	\$264	7	\$264	0	\$0	\$330	\$305
2016 Bowman Chrome Baseball "Vending" Box	48	\$600	\$1,140	\$28,800	\$54,720	\$25,920	90.0%	\$1,097	4.0%	\$1,140	1	\$1,140	0	\$0	\$1,624	\$1,400
2016 Bowman Chrome Baseball Hobby Box	48	\$550	\$1,020	\$36,400	\$48,960	\$12,560	85.5%	\$943	8.5%	\$1,020	1	\$1,020	2	\$1,135	\$1,750	\$1,475
2016 Bowman Draft Picks & Prospects Baseball "Jumbo" Box	32	\$470	\$400	\$15,038	\$12,800	-\$2,238	-14.9%	\$420	0.0%	\$0	0	\$0	0	\$0	\$544	\$485
2016 Bowman Draft Picks & Prospects Baseball SUPER Jumbo Box	24	\$600	\$512	\$14,400	\$12,288	-\$2,112	-14.7%	\$550	-21.2%	\$512	3	\$512	0	\$0	\$790	\$650
2016 Bowman's Best Baseball Hobby Box	32	\$290	\$295	\$9,280	\$9,438	\$158	1.7%	\$295	0.0%	\$0	0	\$0	0	\$0	\$382	\$295
2016 Topps Chrome Baseball Sapphire Edition Complete Set	1	\$2,000	\$1,800	\$2,000	\$1,800	-\$200	-10.0%	\$2,000	-10.0%	\$1,800	1	\$1,800	0	\$0	\$2,695	\$7,500
2016 Topps Update Series Baseball "Jumbo" Box*	24	\$90	\$83	\$2,160	\$1,992	-\$168	-7.8%	\$93	-3.9%	\$83	1	\$76	1	\$90	\$135	\$120
2016 Topps Update Series Baseball Hobby Box	48	\$60	\$90	\$2,880	\$1,835	-\$995	-33.2%	\$76	-5.2%	\$83	3	\$90	4	\$78	\$80	\$81
Total 2016 Baseball	337			\$126,156	\$173,791	\$47,635	37.8%	\$166,192	-4.6%							

BASEBALL																
2017 Baseball Product	Fund Units	Fund Cost	Current Valuation	Total Fund Cost	Total Current Value	Total Change in Value	Total Change in Value %	Previous Quarter Valuation	Change in Value % vs. Previous Quarter	Average eBay Transaction in Quarter	Auction Data October 1st - December 31st 2023				As of December 31st, 2023	
											Number of Auctions	Average Auction Price	Number of Fixed Price Transactions	Average Fixed Price Sale Price	Lowest eBay BIN	Average Price on Online Retailers
2017 Bowman Baseball "Jumbo HTA" Box	40	\$800	\$835	\$32,000	\$33,398	\$1,398	4.4%	\$887	-5.9%	\$869	1	\$988	1	\$750	\$850	\$835
2017 Bowman Baseball Hobby Box	48	\$400	\$460	\$19,200	\$22,078	\$2,878	15.0%	\$378	21.8%	\$560	2	\$560	0	\$0	\$506	\$460
2017 Bowman Chrome Baseball Hobby Box	48	\$240	\$320	\$11,518	\$15,379	\$3,862	33.5%	\$339	-5.5%	\$320	4	\$279	1	\$486	\$330	\$375
2017 Bowman Chrome Baseball HTA Choice Box	60	\$300	\$255	\$17,997	\$15,265	-\$2,732	-15.1%	\$270	-5.7%	\$255	4	\$255	0	\$0	\$400	\$400
2017 Bowman Chrome Baseball Mini Factory Set	40	\$114	\$57	\$4,558	\$2,274	-\$2,284	-50.1%	\$85	-33.4%	\$57	6	\$57	0	\$0	\$145	\$200
2017 Bowman Draft Baseball Jumbo Box	32	\$445	\$350	\$14,238	\$11,193	-\$3,046	-21.4%	\$376	-6.9%	\$0	0	\$0	0	\$0	\$490	\$350
2017 Bowman Draft Baseball SUPER Jumbo Box	24	\$500	\$550	\$11,999	\$13,200	\$1,201	10.0%	\$567	-3.0%	\$0	0	\$0	0	\$0	\$565	\$550
2017 Bowman's Best Baseball Hobby Box	24	\$177	\$302	\$4,247	\$7,248	\$3,001	70.7%	\$302	0.0%	\$0	0	\$0	0	\$0	\$400	\$400
2017 Topps Chrome Baseball Sapphire Edition Complete Set	1	\$2,300	\$1,110	\$2,300	\$1,110	-\$1,190	-51.7%	\$1,185	-6.3%	\$1,110	0	\$0	1	\$1,110	\$2,000	\$8,000
2017 Topps Chrome UPDATE Mega Box Baseball - Box	48	\$60	\$115	\$2,880	\$5,320	\$2,440	91.7%	\$93	24.2%	\$115	2	\$105	1	\$135	\$166	\$125
2017 Topps Heritage HIGH Number Baseball Hobby Box	48	\$108	\$150	\$5,182	\$7,198	\$2,016	38.9%	\$132	13.6%	\$165	0	\$0	3	\$165	\$150	\$160
2017 Topps Update Series Baseball "Jumbo" Box	24	\$140	\$271	\$3,360	\$6,514	\$3,154	93.9%	\$293	-7.4%	\$271	2	\$270	3	\$273	\$295	\$280
2017 Topps Update Series Baseball Hobby Box	48	\$100	\$167	\$4,800	\$8,000	\$3,200	66.7%	\$203	-18.0%	\$167	18	\$153	6	\$213	\$214	\$200
Total 2017 Baseball	485			\$134,278	\$148,395	\$14,117	10.5%	\$151,149	-1.8%							

BASEBALL																
2018 Baseball Product	Fund Units	Fund Cost	Current Valuation	Total Fund Cost	Total Current Value	Total Change in Value	Total Change in Value %	Previous Quarter Valuation	Change in Value % vs. Previous Quarter	Average eBay Transaction in Quarter	Auction Data October 1st - December 31st 2023				As of December 31st, 2023	
											Number of Auctions	Average Auction Price	Number of Fixed Price Transactions	Average Fixed Price Sale Price	Lowest eBay BIN	Average Price on Online Retailers
2018 Bowman Baseball Hobby Box	48	\$165	\$793	\$7,918	\$38,064	\$30,146	380.8%	\$779	1.8%	\$793	1	\$793	0	\$0	\$895	\$850
2018 Bowman Baseball Jumbo HTA Box	32	\$320	\$1,668	\$10,338	\$33,300	\$41,122	421.2%	\$1,596	10.8%	\$1,668	3	\$1,557	1	\$2,000	\$1,800	\$2,300
2018 Bowman Chrome Baseball Hobby Box	48	\$220	\$1,000	\$10,558	\$47,998	\$37,440	354.6%	\$929	7.7%	\$1,091	3	\$883	24	\$1,117	\$1,075	\$1,000
2018 Bowman Chrome Baseball HTA Choice Box	48	\$295	\$780	\$14,158	\$37,451	\$23,293	164.5%	\$925	-15.7%	\$780	40	\$768	5	\$878	\$899	\$917
2018 Bowman Draft Baseball Jumbo Box	32	\$330	\$292	\$10,558	\$9,344	-\$1,214	-11.5%	\$300	-2.7%	\$292	0	\$0	3	\$292	\$300	\$325
2018 Bowman Draft Baseball SUPER Jumbo Box	24	\$405	\$542	\$9,719	\$13,000	\$3,281	33.8%	\$535	1.2%	\$576	0	\$0	1	\$576	\$5,449	\$542
2018 Bowman's Best Baseball Hobby Box	32	\$170	\$1,140	\$5,438	\$36,480	\$31,042	570.8%	\$887	28.6%	\$1,140	1	\$900	2	\$1,250	\$1,300	\$1,200
2018 Topps Chrome UPDATE Mega Box Baseball - Box	64	\$80	\$385	\$5,120	\$24,068	\$18,948	380.6%	\$434	-11.3%	\$385	20	\$377	2	\$460	\$490	\$525
2018 Topps Heritage HIGH Number Baseball Hobby Box	36	\$135	\$363	\$4,858	\$13,068	\$8,210	169.0%	\$450	-19.4%	\$363	25	\$363	0	\$0	\$600	\$425
2018 Topps On-Demand 3D Baseball Box	15	\$180	\$325	\$2,699	\$4,875	\$2,176	80.6%	\$325	0.0%	\$0	0	\$0	0	\$0	\$375	\$0
2018 Topps On-Demand Mini Baseball Box	15	\$70	\$200	\$1,124	\$3,000	\$1,876	166.8%	\$235	-14.9%	\$248	0	\$0	2	\$248	\$214	\$200
2018 Topps Transcendent Collection Baseball Hobby Box	1	\$24,000	\$24,000	\$24,000	\$24,000	\$0	0.0%	\$24,000	0.0%	\$0	0	\$0	0	\$0	\$0	\$0
2018 Topps Update Series Baseball "Blaster" Box	48	\$45	\$170	\$2,158	\$8,143	\$5,986	277.4%	\$190	-10.7%	\$170	12	\$164	11	\$175	\$190	\$185
2018 Topps Update Series Baseball "AT PACK" Case (108 Packs)	4	\$2,000	\$5,350	\$8,000	\$21,400	\$13,400	167.5%	\$0	0.0%	\$0	0	\$0	0	\$0	\$8,000	\$0
2018 Topps Update Series Baseball "Jumbo" Box	24	\$350	\$1,300	\$8,400	\$31,200	\$22,800	271.4%	\$1,365	-4.8%	\$1,300	0	\$0	1	\$1,300	\$1,425	\$1,400
2018 Topps Update Series Baseball Hobby Box	48	\$245	\$864	\$11,760	\$41,480	\$29,720	252.7%	\$935	-7.6%	\$864	16	\$845	3	\$967	\$1,000	\$1,000
Total 2018 Baseball	523			\$143,206	\$415,590	\$272,064	189.6%	\$423,208	-1.8%							

BASEBALL																
2019 Baseball Product	Fund Units	Fund Cost	Current Valuation	Total Fund Cost	Total Current Value	Total Change in Value	Total Change in Value %	Previous Quarter Valuation	Change in Value % vs. Previous Quarter	Average eBay Transaction in Quarter	Auction Data October 1st - December 31st 2023				As of December 31st, 2023	
											Number of Auctions	Average Auction Price	Number of Fixed Price Transactions	Average Fixed Price Sale Price	Lowest eBay BIN	Average Price on Online Retailers
2019 Bowman Baseball Jumbo HTA Box	48	\$166	\$350	\$7,966	\$16,798	\$8,832	110.9%	\$356	-1.6%	\$0	0	\$0	0	\$0	\$385	\$350
2019 Bowman Baseball Hobby Box	32	\$365	\$550	\$11,678	\$17,600	\$5,922	50.7%	\$629	-12.6%	\$590	0	\$0	2	\$590	\$550	\$600
2019 Bowman Chrome Baseball Hobby Box	48	\$124	\$176	\$5,950	\$8,448	\$2,498	42.0%	\$206	-14.5%	\$176	25	\$177	1	\$139	\$199	\$200
2019 Bowman Chrome Baseball HTA Choice Box	60	\$185	\$150	\$11,097	\$8,980	-\$2,117	-19.1%	\$181	-17.3%	\$187	17	\$177	13	\$201	\$165	\$150
2019 Bowman Sterling Baseball Hobby Box	48	\$215	\$331	\$10,318	\$15,904	\$5,586	54.1%	\$376	-11.8%	\$331	1	\$256	2	\$369	\$359	\$350
2019 Topps Chrome Baseball Sapphire Edition Box	240	\$220	\$323	\$52,788	\$77,472	\$24,684	46.8%	\$320	0.9%	\$323	9	\$319	1	\$355	\$350	\$395
2019 Topps Heritage HIGH Number Baseball Hobby Box	48	\$84	\$89	\$4,030	\$4,281	\$251	6.2%	\$90	-1.3%	\$89	2	\$82	1	\$103	\$90	\$100
2019 Topps Series 2 Baseball Hobby Box	48	\$100	\$130	\$4,800	\$6,227	\$1,427	29.7%	\$134	-3.4%	\$130	7	\$112	4	\$160	\$159	\$165
2019 Topps Series 2 Baseball Jumbo HTA Box	24	\$175	\$273	\$4,199	\$6,546	\$2,347	56.9%	\$242	12.8%	\$273	3	\$279	1	\$255	\$299	\$300
2019 Topps Update Series Baseball "Jumbo" Box	34	\$145	\$392	\$4,928	\$6,512	\$1,584	32.1%	\$169	13.6%	\$192	4	\$169	11	\$202	\$265	\$180
2019 Topps Update Series Baseball Hobby Box	48	\$95	\$108	\$4,558	\$5,252	\$695	15.2%	\$108	1.4%	\$108	12	\$108	2	\$113	\$103	\$90
Total 2019 Baseball	678			\$122,311	\$174,020	\$51,710	42.3%	\$180,271	-3.5%							

BASKETBALL															
Fund Units	Fund Cost	Current Valuation	Total Fund Cost	Total Current Value	Total Change in Value	Total Change in Value %	Previous Quarter Valuation	Change in Value % vs. Previous Quarter	Average eBay Transaction in Quarter	Auction Data October 1st - December 31st 2023			As of December 31st, 2023		
										Number of Auctions	Average Auction Price	Number of Fixed Price Transactions	Average Fixed Price Sale Price	Lowest eBay BIN	Average Price on Online Retailers
1986/87 Basketball Product															
1986/87 Fleer Basketball Hobby Box	1	\$60,000	\$144,867	\$60,000	\$144,867	\$84,867	141.4%	\$136,800	5.9%	\$144,867	3	\$144,867	0	\$0	\$0
Total 1986/87 Basketball	1		\$60,000	\$144,867	\$84,867	141.4%	\$136,800	5.9%							

Fund Units	Fund Cost	Current Valuation	Total Fund Cost	Total Current Value	Total Change in Value	Total Change in Value %	Previous Quarter Valuation	Change in Value % vs. Previous Quarter	Average eBay Transaction in Quarter	Auction Data October 1st - December 31st 2023			As of December 31st, 2023		
										Number of Auctions	Average Auction Price	Number of Fixed Price Transactions	Average Fixed Price Sale Price	Lowest eBay BIN	Average Price on Online Retailers
1996/97 Basketball Product															
1996/97 Bowman's Best Basketball Hobby Box	1	\$525	\$2,576	\$525	\$2,575.71	\$2,051	390.0%	\$2,576	0.0%	\$0	0	\$0	0	\$0	\$0
1996/97 Fleer Skybox E-X 2000 Basketball Hobby Box	1	\$2,200	\$13,417	\$2,200	\$13,416.67	\$11,117	509.8%	\$7,630	75.8%	\$13,417	6	\$13,417	0	\$0	\$13,500
1996/97 Topps Chrome Basketball Hobby Box	1	\$2,500	\$12,433	\$2,500	\$12,433.33	\$9,993	397.7%	\$10,813	14.8%	\$12,433	3	\$12,433	0	\$0	\$0
Total 1996/97 Basketball	3		\$5,225	\$28,426	\$23,201	444.0%	\$21,039	35.1%							

Fund Units	Fund Cost	Current Valuation	Total Fund Cost	Total Current Value	Total Change in Value	Total Change in Value %	Previous Quarter Valuation	Change in Value % vs. Previous Quarter	Average eBay Transaction in Quarter	Auction Data October 1st - December 31st 2023			As of December 31st, 2023		
										Number of Auctions	Average Auction Price	Number of Fixed Price Transactions	Average Fixed Price Sale Price	Lowest eBay BIN	Average Price on Online Retailers
1997/98 Basketball Product															
1997/98 Bowman's Best Basketball Hobby Box	0	\$400	\$653	\$0	\$0	\$0	0.0%	\$653	0.0%	\$0	0	\$0	0	\$0	\$6,000
1997/98 Skybox Metal Universe Championship Preview Basketball Hobby Box	1	\$2,400	\$4,500	\$2,400	\$4,500	\$2,100	87.5%	\$4,500	0.0%	\$0	0	\$0	0	\$0	\$4,500
1997/98 Topps Chrome Basketball Hobby Box	1	\$350	\$837	\$350	\$837	\$487	139.1%	\$977	-14.3%	\$837	3	\$848	2	\$820	\$39,999
1997/98 Topps Finest Series 1 Basketball Hobby Box	1	\$250	\$696	\$250	\$696	\$446	178.2%	\$885	-13.6%	\$696	3	\$659	2	\$750	\$3,299
Total 1997/98 Basketball	3		\$3,000	\$6,033	\$3,033	101.1%	\$6,282	-4.0%							

Fund Units	Fund Cost	Current Valuation	Total Fund Cost	Total Current Value	Total Change in Value	Total Change in Value %	Previous Quarter Valuation	Change in Value % vs. Previous Quarter	Average eBay Transaction in Quarter	Auction Data October 1st - December 31st 2023			As of December 31st, 2023		
										Number of Auctions	Average Auction Price	Number of Fixed Price Transactions	Average Fixed Price Sale Price	Lowest eBay BIN	Average Price on Online Retailers
1998/99 Basketball Product															
1998/99 Bowman's Best Basketball Hobby Box	0	\$300	\$700	\$0	\$0	\$0	0.0%	\$725	-3.5%	\$750	0	\$0	1	\$750	\$225
1998/99 Fleer Flair Showcase Basketball Hobby Box	1	\$800	\$1,973	\$800	\$1,973	\$1,173	146.6%	\$1,583	24.6%	\$1,973	4	\$1,973	0	\$0	\$8,595
1998/99 Topps Chrome Basketball Hobby Box	1	\$300	\$892	\$300	\$892	\$592	197.2%	\$757	17.9%	\$892	0	\$0	3	\$892	\$900
1998/99 Upper Deck MI Access Basketball Hobby Box	1	\$500	\$700	\$500	\$700	\$200	40.0%	\$810	-13.6%	\$700	0	\$0	1	\$729	\$0
1998/99 Upper Deck SP Authentic Basketball Hobby Box	1	\$350	\$1,050	\$350	\$1,050	\$500	80.9%	\$1,475	-28.8%	\$1,050	0	\$0	1	\$1,050	\$1,295
Total 1998/99 Basketball	4		\$2,150	\$4,614	\$2,464	114.6%	\$4,625	-0.2%							

Fund Units	Fund Cost	Current Valuation	Total Fund Cost	Total Current Value	Total Change in Value	Total Change in Value %	Previous Quarter Valuation	Change in Value % vs. Previous Quarter	Average eBay Transaction in Quarter	Auction Data October 1st - December 31st 2023			As of December 31st, 2023		
										Number of Auctions	Average Auction Price	Number of Fixed Price Transactions	Average Fixed Price Sale Price	Lowest eBay BIN	Average Price on Online Retailers
2003/04 Basketball Product															
2003/04 Bowman Signature Basketball Hobby Box	1	\$500	\$2,500	\$500	\$2,500	\$2,000	400.0%	\$1,463	70.8%	\$2,500	0	\$0	1	\$2,500	\$2,800
2003/04 Topps Chrome Basketball Hobby Box	3	\$3,600	\$11,921	\$3,600	\$11,921	\$3,764	231.2%	\$10,700	11.4%	\$11,921	14	\$11,921	0	\$0	\$15,499
2003/04 Topps Contemporary Collection Basketball Hobby Box	1	\$1,000	\$1,412	\$1,000	\$1,412	\$412	41.2%	\$1,110	27.2%	\$1,412	5	\$1,412	0	\$0	\$3,000
2003/04 Topps Finest Basketball Hobby Box	1	\$1,200	\$3,310	\$1,200	\$3,310	\$2,310	192.5%	\$2,936	19.6%	\$3,310	1	\$3,310	0	\$0	\$5,400
2003/04 Upper Deck Rookie Exclusives Basketball Hobby Box	1	\$500	\$1,223	\$500	\$1,223	\$723	144.7%	\$1,223	0.0%	\$0	0	\$0	0	\$0	\$0
2003/04 Upper Deck SP Basketball Hobby Box	1	\$1,500	\$2,999	\$1,500	\$2,999	\$1,499	99.9%	\$1,840	63.0%	\$3,000	0	\$0	1	\$3,000	\$2,999
Total 2003/04 Basketball	8		\$15,500	\$47,409	\$31,909	205.9%	\$40,673	16.6%							

Fund Units	Fund Cost	Current Valuation	Total Fund Cost	Total Current Value	Total Change in Value	Total Change in Value %	Previous Quarter Valuation	Change in Value % vs. Previous Quarter	Average eBay Transaction in Quarter	Auction Data October 1st - December 31st 2023			As of December 31st, 2023		
										Number of Auctions	Average Auction Price	Number of Fixed Price Transactions	Average Fixed Price Sale Price	Lowest eBay BIN	Average Price on Online Retailers
2007/08 Basketball Product															
2007/08 Topps Basketball Hobby Box	1	\$165	\$514	\$165	\$514	\$349	211.7%	\$618	-16.8%	\$514	4	\$514	0	\$0	\$750
2007/08 Topps Chrome Basketball Hobby Box	1	\$1,300	\$1,694	\$1,300	\$1,694	\$394	30.3%	\$1,680	0.8%	\$1,694	12	\$1,694	1	\$1,700	\$3,250
2007/08 Upper Deck SP Authentic Basketball Hobby Box	1	\$500	\$1,030	\$500	\$1,030	\$530	106.0%	\$1,030	0.0%	\$0	0	\$0	0	\$0	\$3,000
Total 2007/08 Basketball	3		\$3,965	\$3,238	\$1,273	64.8%	\$3,326	-2.9%							

Fund Units	Fund Cost	Current Valuation	Total Fund Cost	Total Current Value	Total Change in Value	Total Change in Value %	Previous Quarter Valuation	Change in Value % vs. Previous Quarter	Average eBay Transaction in Quarter	Auction Data October 1st - December 31st 2023			As of December 31st, 2023		
										Number of Auctions	Average Auction Price	Number of Fixed Price Transactions	Average Fixed Price Sale Price	Lowest eBay BIN	Average Price on Online Retailers
2008/09 Basketball Product															
2008/09 Topps Chrome Basketball Hobby Box	1	\$1,000	\$3,200	\$1,000	\$3,200	\$2,200	220.0%	\$4,750	-32.6%	\$3,200	1	\$3,400	1	\$3,000	\$4,250
2008/09 Upper Deck SP Authentic Basketball Hobby Box	1	\$450	\$899	\$450	\$899	\$449	99.8%	\$899	0.0%	\$0	0	\$0	0	\$0	\$2,196
2008/09 Upper Deck SP Rookie Threads Basketball Hobby Box	0	\$400	\$1,000	\$0	\$0	\$0	0.0%	\$1,050	-4.8%	\$0	0	\$0	0	\$0	\$1,000
2008/09 Upper Deck SP Basketball Hobby Box	1	\$400	\$1,530	\$400	\$1,530	\$1,130	282.5%	\$1,530	0.0%	\$0	0	\$0	0	\$0	\$0
Total 2008/09 Basketball	3		\$1,850	\$5,629	\$3,779	204.3%	\$7,179	-21.6%							

Fund Units	Fund Cost	Current Valuation	Total Fund Cost	Total Current Value	Total Change in Value	Total Change in Value %	Previous Quarter Valuation	Change in Value % vs. Previous Quarter	Average eBay Transaction in Quarter	Auction Data October 1st - December 31st 2023			As of December 31st, 2023		
										Number of Auctions	Average Auction Price	Number of Fixed Price Transactions	Average Fixed Price Sale Price	Lowest eBay BIN	Average Price on Online Retailers
2012/13 Basketball Product															
2012/13 Panini Contenders Basketball Hobby Box	48	\$250	\$376	\$11,998	\$18,048.00	\$6,050	50.4%	\$417	-9.8%	\$376	1	\$376	0	\$0	\$542
2012/13 Panini Flawless Basketball Hobby Box	8	\$3,000	\$8,300	\$24,000	\$66,400.00	\$42,400	176.7%	\$8,300	0.0%	\$0	0	\$0	0	\$0	\$7,583
2012/13 Panini Gold Standard Basketball Hobby Box	38	\$300	\$840	\$11,398	\$31,920.00	\$20,522	180.0%	\$1,000	-16.0%	\$840	0	\$0	1	\$840	\$1,200
2012/13 Panini Immaculate Basketball Hobby Box	12	\$750	\$3,667	\$9,000	\$44,000.00	\$35,000	388.9%	\$3,667	0.0%	\$0	0	\$0	0	\$0	\$0
2012/13 Panini Limited Basketball Hobby Box	55	\$115	\$400	\$6,322	\$21,987.35	\$15,665	247.8%	\$451	-11.4%	\$0	0	\$0	0	\$0	\$550
2012/13 Panini National Treasures Basketball Hobby Box	12	\$1,250	\$7,550	\$15,000	\$89,997.24	\$74,997	900.0%	\$8,933	-16.0%	\$0	0	\$0	0	\$0	\$7,583
2012/13 Panini Preferred Basketball Hobby Box	10	\$400	\$700	\$4,000	\$7,000.00	\$3,000	75.0%	\$700	0.0%	\$0	0	\$0	0	\$0	\$1,500
2012/13 Panini Prizm Basketball *Retail* Box	20	\$1,300	\$4,000	\$25,999	\$80,000.00	\$54,001	207.7%	\$4,000	0.0%	\$0	0	\$0	0	\$0	\$4,000
2012/13 Panini Prizm Basketball Hobby Box	36	\$1,800	\$4,500	\$64,798	\$162,000.00	\$97,202	150.0%	\$4,500	0.0%	\$0	0	\$0	0	\$0	\$6,900
2012/13 Panini Select Basketball Hobby Box	48	\$335	\$399	\$16,078	\$45,085.71	\$29,008	180.4%	\$1,195	-21.4%	\$399	13	\$704	1	\$4,000	\$0
2012/13 Panini Totally Certified Basketball Hobby Box	36	\$120	\$445	\$4,318	\$16,030.00	\$11,702	271.0%	\$445	0.0%	\$0	0	\$0	0	\$0	\$550
2012/13 Upper Deck Exquisite Collection Basketball Hobby Box	3	\$2,400	\$3,600	\$7,200	\$10,800.00	\$3,600	50.0%	\$3,600	0.0%	\$0	0	\$0	0	\$0	\$0
Total 2012/13 Basketball	326		\$200,110	\$593,258	\$393,148	196.5%	\$633,599	-6.4%							

BASKETBALL

Table with columns: Fund Units, Fund Cost, Current Valuation, Total Fund Cost, Total Current Value, Total Change in Value, Total Change in Value %, Previous Quarter Valuation, Change in Value % vs. Previous Quarter, Average eBay Transaction in Quarter, Number of Auctions, Average Auction Price, Number of Fixed Price Transactions, Average Fixed Price Sale Price, Lowest eBay BIN, Average Price on Online Retailers. Includes sub-section 2013/14 Basketball Product.

Table with columns: Fund Units, Fund Cost, Current Valuation, Total Fund Cost, Total Current Value, Total Change in Value, Total Change in Value %, Previous Quarter Valuation, Change in Value % vs. Previous Quarter, Average eBay Transaction in Quarter, Number of Auctions, Average Auction Price, Number of Fixed Price Transactions, Average Fixed Price Sale Price, Lowest eBay BIN, Average Price on Online Retailers. Includes sub-section 2014/15 Basketball Product.

Table with columns: Fund Units, Fund Cost, Current Valuation, Total Fund Cost, Total Current Value, Total Change in Value, Total Change in Value %, Previous Quarter Valuation, Change in Value % vs. Previous Quarter, Average eBay Transaction in Quarter, Number of Auctions, Average Auction Price, Number of Fixed Price Transactions, Average Fixed Price Sale Price, Lowest eBay BIN, Average Price on Online Retailers. Includes sub-section 2015/16 Basketball Product.

Table with columns: Fund Units, Fund Cost, Current Valuation, Total Fund Cost, Total Current Value, Total Change in Value, Total Change in Value %, Previous Quarter Valuation, Change in Value % vs. Previous Quarter, Average eBay Transaction in Quarter, Number of Auctions, Average Auction Price, Number of Fixed Price Transactions, Average Fixed Price Sale Price, Lowest eBay BIN, Average Price on Online Retailers. Includes sub-section 2016/17 Basketball Product.

Table with columns: Fund Units, Fund Cost, Current Valuation, Total Fund Cost, Total Current Value, Total Change in Value, Total Change in Value %, Previous Quarter Valuation, Change in Value % vs. Previous Quarter, Average eBay Transaction in Quarter, Number of Auctions, Average Auction Price, Number of Fixed Price Transactions, Average Fixed Price Sale Price, Lowest eBay BIN, Average Price on Online Retailers. Includes sub-section 2017/18 Basketball Product.

Table with columns: Fund Units, Fund Cost, Current Valuation, Total Fund Cost, Total Current Value, Total Change in Value, Total Change in Value %, Previous Quarter Valuation, Change in Value % vs. Previous Quarter, Average eBay Transaction in Quarter, Number of Auctions, Average Auction Price, Number of Fixed Price Transactions, Average Fixed Price Sale Price, Lowest eBay BIN, Average Price on Online Retailers. Includes sub-section 2018/19 Basketball Product.

Table with columns: Fund Units, Fund Cost, Current Valuation, Total Fund Cost, Total Current Value, Total Change in Value, Total Change in Value %, Previous Quarter Valuation, Change in Value % vs. Previous Quarter, Average eBay Transaction in Quarter, Number of Auctions, Average Auction Price, Number of Fixed Price Transactions, Average Fixed Price Sale Price, Lowest eBay BIN, Average Price on Online Retailers. Includes sub-section 2019/20 Basketball Product.

FOOTBALL																
Fund Units	Fund Cost	Current Valuation	Total Fund Cost	Total Current Value	Total Change in Value	Total Change in Value %	Previous Quarter Valuation	Change in Value % vs. Previous Quarter	Average eby Transaction in Quarter	Auction Data October 1st - December 31st 2023			As of December 31st, 2023			
										Number of Auctions	Average Auction Price	Number of Fixed Price Transactions	Average Fixed Price Sale Price	Lowest eby BIN	Average Price on Online Retailers	
Pre 2012 Football																
1998 Bowman Chrome Football Hobby Box	1	\$200	\$499	\$200	\$499	\$299	\$499	149.3%	\$600	-16.9%	4	\$499	0	\$0	\$520	\$550
2000 Upper Deck SP Authentic Football Hobby Box	1	\$1,800	\$2,384	\$1,800	\$2,384	\$584	\$2,469	32.5%	\$2,469	-3.4%	4	\$2,378	5	\$2,390	\$2,995	\$5,000
2001 Topps Chrome Football Hobby Box	0	\$530	\$856	\$0	\$0	\$0	\$0	0.0%	\$0	0.0%	0	\$0	0	\$0	\$1,237	\$1,000
Total Pre 2012 Football	2		\$2,000	\$2,883	\$883	44.1%	\$3,069	-6.1%								

2012 Football Product																
Fund Units	Fund Cost	Current Valuation	Total Fund Cost	Total Current Value	Total Change in Value	Total Change in Value %	Previous Quarter Valuation	Change in Value % vs. Previous Quarter	Average eby Transaction in Quarter	Auction Data October 1st - December 31st 2023			As of December 31st, 2023			
										Number of Auctions	Average Auction Price	Number of Fixed Price Transactions	Average Fixed Price Sale Price	Lowest eby BIN	Average Price on Online Retailers	
2012 Panini Contenders Football Hobby Box	12	\$450	\$244	\$5,399	\$3,928	\$2,471	\$2,471	-45.8%	\$0	0.0%	0	\$0	0	\$0	\$330	\$500
2012 Panini National Treasures Football Hobby Box	4	\$975	\$1,320	\$3,500	\$5,280	\$1,780	\$0.9%	\$1,320	0.0%	0	\$0	0	\$0	\$0	\$2,200	\$2,750
2012 Panini Prizm Football "Retail" Box	0	\$80	\$580	\$0	\$0	\$0	0.0%	\$423	37.3%	0	\$0	1	\$580	\$580	\$600	\$0
2012 Panini Prizm Football Hobby Box	12	\$125	\$1,495	\$1,500	\$17,940	\$16,440	\$106.0%	\$1,590	-6.0%	1	\$1,190	1	\$1,800	\$1,875	\$1,750	\$1,000
Total 2012 Football	28		\$10,399	\$26,148	\$15,749	151.4%	\$27,288	-4.2%								

2013 Football Product																
Fund Units	Fund Cost	Current Valuation	Total Fund Cost	Total Current Value	Total Change in Value	Total Change in Value %	Previous Quarter Valuation	Change in Value % vs. Previous Quarter	Average eby Transaction in Quarter	Auction Data October 1st - December 31st 2023			As of December 31st, 2023			
										Number of Auctions	Average Auction Price	Number of Fixed Price Transactions	Average Fixed Price Sale Price	Lowest eby BIN	Average Price on Online Retailers	
2013 Panini Prizm Football Hobby Box	48	\$75	\$425	\$3,598	\$20,400	\$16,802	\$467.0%	\$399	6.5%	0	\$0	1	\$425	\$0	\$433	\$0
Total 2013 Football	48		\$3,598	\$20,400	\$16,802	467.0%	\$19,152	6.5%								

2014 Football Product																
Fund Units	Fund Cost	Current Valuation	Total Fund Cost	Total Current Value	Total Change in Value	Total Change in Value %	Previous Quarter Valuation	Change in Value % vs. Previous Quarter	Average eby Transaction in Quarter	Auction Data October 1st - December 31st 2023			As of December 31st, 2023			
										Number of Auctions	Average Auction Price	Number of Fixed Price Transactions	Average Fixed Price Sale Price	Lowest eby BIN	Average Price on Online Retailers	
2014 Bowman Chrome Football Hobby Box	40	\$68	\$98	\$2,718	\$3,906	\$1,188	43.7%	\$123	-20.5%	0	\$0	18	\$103	\$130	\$167	\$0
2014 Panini National Treasures Football Hobby Box	16	\$875	\$2,000	\$14,000	\$31,999	\$17,999	128.6%	\$2,000	0.0%	0	\$0	0	\$0	\$0	\$2,500	\$3,125
2014 Panini Prizm Football Hobby Box	4	\$115	\$275	\$5,318	\$5,318	\$1,780	30.9%	\$1,320	0.0%	6	\$188	0	\$0	\$0	\$264	\$275
2014 Panini Select Football Hobby Box	42	\$120	\$271	\$5,038	\$11,393	\$6,355	126.1%	\$271	0.0%	0	\$0	0	\$0	\$0	\$520	\$275
2014 Topps Chrome Football Hobby Box	48	\$72	\$129	\$3,454	\$6,173	\$2,719	78.7%	\$175	-26.4%	0	\$0	15	\$111	\$198	\$200	\$0
Total 2014 Football	194		\$30,727	\$66,660	\$35,933	116.9%	\$71,901	-6.2%								

2015 Football Product																
Fund Units	Fund Cost	Current Valuation	Total Fund Cost	Total Current Value	Total Change in Value	Total Change in Value %	Previous Quarter Valuation	Change in Value % vs. Previous Quarter	Average eby Transaction in Quarter	Auction Data October 1st - December 31st 2023			As of December 31st, 2023			
										Number of Auctions	Average Auction Price	Number of Fixed Price Transactions	Average Fixed Price Sale Price	Lowest eby BIN	Average Price on Online Retailers	
2015 Panini Contenders Football Hobby Box	48	\$145	\$151	\$6,958	\$7,248	\$290	4.2%	\$268	-9.9%	0	\$151	2	\$151	\$0	\$250	\$250
2015 Panini Flawless Football Hobby Box	8	\$1,200	\$2,275	\$9,600	\$18,200	\$8,600	89.6%	\$2,275	0.0%	0	\$0	0	\$0	\$0	\$6,500	\$0
2015 Panini Prizm Football "Jumbo" Box	48	\$108	\$275	\$5,182	\$13,189	\$8,007	154.5%	\$300	-8.4%	0	\$308	7	\$284	3	\$362	\$300
2015 Panini Prizm Football Hobby Box	48	\$72	\$280	\$3,454	\$11,528	\$8,074	233.8%	\$237	1.3%	0	\$240	1	\$183	5	\$252	\$264
2015 Topps Chrome Football Hobby Box	48	\$89	\$147	\$4,270	\$7,034	\$2,764	64.7%	\$147	0.0%	0	\$0	0	\$0	\$0	\$211	\$175
Total 2015 Football	200		\$29,462	\$57,199	\$27,737	94.1%	\$59,055	-3.1%								

2016 Football Product																
Fund Units	Fund Cost	Current Valuation	Total Fund Cost	Total Current Value	Total Change in Value	Total Change in Value %	Previous Quarter Valuation	Change in Value % vs. Previous Quarter	Average eby Transaction in Quarter	Auction Data October 1st - December 31st 2023			As of December 31st, 2023			
										Number of Auctions	Average Auction Price	Number of Fixed Price Transactions	Average Fixed Price Sale Price	Lowest eby BIN	Average Price on Online Retailers	
2016 Panini Contenders Football Hobby Box	48	\$325	\$335	\$15,600	\$16,101	\$501	3.2%	\$350	-4.2%	0	\$0	2	\$368	\$385	\$335	\$0
2016 Panini Donruss Optic Football Hobby Box	48	\$250	\$450	\$11,998	\$21,600	\$9,602	80.0%	\$450	0.0%	0	\$0	0	\$0	\$0	\$525	\$490
2016 Panini Flawless Football Hobby Box	2	\$1,500	\$2,838	\$3,000	\$5,676	\$2,676	89.2%	\$2,838	0.0%	0	\$0	0	\$0	\$0	\$0	\$7,500
2016 Panini Immaculate Football Hobby Box	30	\$350	\$1,000	\$10,499	\$30,000	\$19,501	185.8%	\$1,000	0.0%	0	\$0	0	\$0	\$0	\$1,200	\$1,500
2016 Panini National Treasures Football Hobby Box	16	\$775	\$1,100	\$12,399	\$17,600	\$5,201	41.9%	\$1,432	-23.2%	0	\$1,100	0	\$0	\$1,100	\$1,950	\$1,300
2016 Panini Prizm Football Jumbo Box	12	\$500	\$638	\$5,999	\$11,657	\$5,658	27.6%	\$638	0.0%	0	\$0	0	\$0	\$0	\$0	\$1,000
Total 2016 Football	156		\$59,495	\$98,632	\$39,138	65.8%	\$104,636	-5.7%								

2017 Football Product																
Fund Units	Fund Cost	Current Valuation	Total Fund Cost	Total Current Value	Total Change in Value	Total Change in Value %	Previous Quarter Valuation	Change in Value % vs. Previous Quarter	Average eby Transaction in Quarter	Auction Data October 1st - December 31st 2023			As of December 31st, 2023			
										Number of Auctions	Average Auction Price	Number of Fixed Price Transactions	Average Fixed Price Sale Price	Lowest eby BIN	Average Price on Online Retailers	
2017 Panini Contenders Football Hobby Box	48	\$1,050	\$1,780	\$50,398	\$35,042	69.5%	\$2,314	-23.1%	\$1,780	0.0%	1	\$1,780	0	\$0	\$2,600	\$2,500
2017 Panini Contenders Optic Football Box	60	\$430	\$1,450	\$19,197	\$87,012	\$67,815	353.3%	\$1,410	2.9%	0	\$0	10	\$1,500	\$1,800	\$1,450	\$0
2017 Panini Donruss Optic Football Hobby Box	48	\$475	\$3,293	\$22,798	\$158,080	\$135,282	993.4%	\$3,350	-1.7%	0	\$3,293	0	\$0	\$3,293	\$6,000	\$5,000
2017 Panini Flawless Football Hobby Box	1	\$475	\$12,900	\$475	\$12,900	\$12,425	2635.8%	\$12,900	0.0%	0	\$0	0	\$0	\$0	\$30,000	\$0
2017 Panini Immaculate Football Hobby Box	24	\$1,000	\$4,000	\$23,999	\$96,000	\$72,001	300.0%	\$4,000	0.0%	0	\$0	0	\$0	\$0	\$0	\$6,667
2017 Panini National Treasures Football Hobby Box	12	\$3,000	\$9,500	\$36,000	\$114,000	\$78,000	216.7%	\$9,500	0.0%	0	\$0	0	\$0	\$0	\$17,500	\$13,250
2017 Panini Origins Football Hobby Box	0	\$275	\$825	\$0	\$0	\$0	0.0%	\$825	0.0%	0	\$0	0	\$0	\$0	\$1,320	\$1,250
2017 Panini Prizm Football Hobby Box	48	\$925	\$5,680	\$44,400	\$272,640	\$228,240	514.1%	\$5,680	0.0%	0	\$0	0	\$0	\$0	\$8,499	\$6,000
2017 Panini Select Football Hobby Box	12	\$500	\$4,000	\$7,200	\$48,000	\$40,800	566.7%	\$3,250	-23.8%	0	\$4,000	0	\$0	\$1	\$4,000	\$6,250
Total 2017 Football	253		\$204,466	\$874,072	\$669,606	327.5%	\$915,011	-4.5%								

2018 Football Product																
Fund Units	Fund Cost	Current Valuation	Total Fund Cost	Total Current Value	Total Change in Value	Total Change in Value %	Previous Quarter Valuation	Change in Value % vs. Previous Quarter	Average eby Transaction in Quarter	Auction Data October 1st - December 31st 2023			As of December 31st, 2023			
										Number of Auctions	Average Auction Price	Number of Fixed Price Transactions	Average Fixed Price Sale Price	Lowest eby BIN	Average Price on Online Retailers	
2018 Panini Contenders Football Hobby Box	48	\$380	\$678	\$17,278	\$32,520	\$15,242	88.2%	\$710	-4.0%	0	\$0	2	\$678	\$750	\$785	\$0
2018 Panini Contenders Optic Football Hobby Box	40	\$143	\$531	\$5,718	\$21,220	\$15,502	271.1%	\$538	-1.5%	0	\$531	2	\$411	\$2	\$650	\$700
2018 Panini Donruss Optic Football Hobby Box	48	\$186	\$580	\$8,926	\$27,840	\$18,914	211.9%	\$580	-28.4%	0	\$580	10	\$1,080	\$1,500	\$1,350	\$0
2018 Panini Flawless Football Hobby Box	8	\$2,250	\$8,250	\$18,000	\$66,000	\$48,000	266.7%	\$8,250	0.0%	0	\$0	0	\$0	\$0	\$10,250	\$9,000
2018 Panini National Treasures Football Hobby Box	16	\$1,100	\$3,600	\$17,999	\$57,999	\$40,000	227.3%	\$3,683	-2.3%	0	\$0	0	\$0	\$0	\$4,150	\$3,600
2018 Panini Obsidian Football Hobby Box	48	\$285	\$660	\$13,978	\$31,680	\$18,002	131.6%	\$660	0.0%	0	\$0	0	\$0	\$0	\$0	\$650
2018 Panini One Football Hobby Box	60	\$190	\$610	\$11,397	\$36,600	\$25,203	221.1%	\$610	0.0%	0	\$0	0	\$0	\$0	\$900	\$850
2018 Panini Origins Football Hobby Box	48	\$165	\$535	\$7,918	\$25,669	\$17,751	224.2%	\$500	-10.9%	0	\$0	0	\$0	\$0	\$585	\$535
2018 Panini Prizm Football Hobby Box	48	\$290	\$1,195	\$13,918	\$57,360	\$43,442	312.1%	\$1,359	-12.1%	0	\$1,195	2	\$1,190	\$1,200	\$1,610	\$1,525
2018 Panini Select Football Hobby Box	48	\$335	\$1,225	\$16,078	\$58,800	\$42,722	265.7%	\$889	37.8%	0	\$1,225	2	\$1,225	\$1,225	\$1,725	\$1,600
2018 Panini Spectra Football Hobby Box	8	\$500	\$1,017	\$4,000	\$8,133	\$4,134	103.4%	\$1,017	0.0%	0	\$0	0	\$0	\$0	\$1,980	\$1,800
Total 2018 Football	420		\$134,507	\$423,421	\$288,914	214.8%	\$432,566	-2.1%								

2019 Football Product																
Fund Units	Fund Cost	Current Valuation	Total Fund Cost	Total Current Value	Total Change in Value	Total Change in Value %	Previous Quarter Valuation	Change in Value % vs. Previous Quarter	Average eby Transaction in Quarter	Auction Data October 1st - December 31st 2023			As of December 31st, 2023			
										Number of Auctions	Average Auction Price	Number of Fixed Price Transactions	Average Fixed Price Sale Price	Lowest eby BIN	Average Price on Online Retailers	
2019 Panini Impeccable Football Hobby Box	12	\$565	\$870	\$6,779	\$10,440	\$3,661	54.0%	\$750	16.0%	0	\$870	0	\$0	\$0	\$0	\$0

OTHER SPORTS AND ENTERTAINMENT																
Other Sport Product	Fund Units	Fund Cost	Current Valuation	Total Fund Cost	Total Current Value	Total Change in Value	Total Change in Value %	Previous Quarter Valuation	Change in Value % vs. Previous Quarter	Average eBay Transaction in Quarter	Auction Data October 1st - December 31st 2023			As of December 31st, 2023		
											Number of Auctions	Average Auction Price	Number of Fixed Price Transactions	Average Fixed Price Sale Price	Lowest eBay Bid	Average Price on Online Retailers
2001 Upper Deck SP Authentic Golf Hobby Box	48	\$300	\$1,227	\$14,398	\$58,901	\$44,503	309.1%	\$903	35.9%	\$1,227	15	\$1,289	4	\$994	\$1,352	\$5,000
2015/16 Upper Deck The Cup Hockey Hobby Box	3	\$1,500	\$4,445	\$4,500	\$13,335	\$8,835	196.3%	\$4,996	-11.0%	\$4,445	19	\$4,468	1	\$4,000	\$5,500	\$4,592
2016/17 Upper Deck The Cup Hockey Hobby Box	9	\$650	\$1,850	\$5,850	\$16,650	\$10,800	184.6%	\$1,617	14.4%	\$1,850	0	\$0	1	\$1,850	\$2,200	\$1,917
2017/18 Upper Deck The Cup Hockey Hobby Box	12	\$390	\$911	\$4,679	\$10,937	\$6,258	133.7%	\$1,083	-15.9%	\$911	4	\$945	3	\$867	\$1,479	\$917
2018/19 Upper Deck The Cup Hockey Hobby Box	0	\$525	\$1,120	\$0	\$0	\$0	0.0%	\$1,050	6.7%	\$1,120	2	\$590	1	\$1,380	\$1,500	\$1,500
2016 Panini Flawless Soccer Hobby Box	2	\$2,500	\$4,858	\$5,000	\$9,716	\$4,716	94.3%	\$4,858	0.0%	\$0	0	\$0	0	\$0	\$0	\$25,000
2018 Panini National Treasures Soccer Hobby Box	16	\$420	\$2,250	\$6,719	\$36,000	\$29,281	435.8%	\$3,550	-36.6%	\$2,250	4	\$2,250	0	\$0	\$5,700	\$5,000
2018/19 Panini Immaculate Soccer Hobby Box	6	\$500	\$666	\$3,000	\$3,998	\$998	33.3%	\$916	-27.3%	\$666	4	\$666	0	\$0	\$7,200	\$3,333
2009 Topps UFC Round 1 Trading Cards Hobby Box	1	\$450	\$2,700	\$450	\$2,250	\$2,250	500.1%	\$2,300	17.4%	\$2,700	0	\$0	1	\$2,700	\$3,034	\$0
Total Other Sport	97			\$44,396	\$152,237	\$107,641	241.4%	\$180,194	-5.0%							

ENTERTAINMENT																
Entertainment Product	Fund Units	Fund Cost	Current Valuation	Total Fund Cost	Total Current Value	Total Change in Value	Total Change in Value %	Previous Quarter Valuation	Change in Value % vs. Previous Quarter	Average eBay Transaction in Quarter	Auction Data October 1st - December 31st 2023			As of December 31st, 2023		
											Number of Auctions	Average Auction Price	Number of Fixed Price Transactions	Average Fixed Price Sale Price	Lowest eBay Bid	Average Price on Online Retailers
2011 Leaf Family Guy Seasons 3, 4 & 5 Trading Cards Box	18	\$200	\$469	\$3,600	\$8,442	\$4,842	134.5%	\$480	-2.3%	\$0	0	\$0	0	\$0	\$469	\$0
2018 Topps Stranger Things Season One Hobby Box	12	\$55	\$443	\$659	\$5,316	\$4,657	706.2%	\$408	8.7%	\$443	2	\$474	2	\$413	\$591	\$500
Game of Thrones Inflexions (Rittenhouse) - Box	0	\$130	\$316	\$0	\$0	\$0	0.0%	\$316	0.0%	\$0	0	\$0	0	\$0	\$350	\$350
Game of Thrones Inflexions *International Edition* (Rittenhouse)	0	\$180	\$129	\$3,999	\$2,587	-\$1,012	-28.1%	\$129	0.0%	\$0	0	\$0	0	\$0	\$500	\$400
Game of Thrones Season Four Trading Cards (Rittenhouse) - Box	12	\$100	\$147	\$1,200	\$1,758	\$558	46.5%	\$166	-11.9%	\$147	2	\$147	0	\$0	\$175	\$233
Game of Thrones Season One Trading Cards (Rittenhouse) - Box	12	\$325	\$625	\$3,900	\$7,500	\$3,600	92.3%	\$601	4.0%	\$625	2	\$625	0	\$0	\$1,098	\$0
Game of Thrones Season Seven Trading Cards (Rittenhouse) - Box	12	\$75	\$126	\$900	\$3,512	\$612	68.0%	\$156	-19.2%	\$126	2	\$126	0	\$0	\$200	\$3,000
Game of Thrones Season Six Trading Cards (Rittenhouse) - Box	12	\$75	\$175	\$900	\$1,200	\$1,200	133.3%	\$125	40.0%	\$175	0	\$0	1	\$175	\$175	\$225
Game of Thrones Valyrian Steel Trading Cards (Rittenhouse) - Box	20	\$300	\$318	\$5,999	\$6,353	\$354	5.9%	\$300	5.9%	\$318	3	\$318	0	\$0	\$988	\$700
Topps Garbage Pail Kids Chrome Series 1 Hobby Box	12	\$175	\$735	\$2,100	\$8,820	\$6,720	320.0%	\$595	23.5%	\$735	0	\$0	1	\$735	\$850	\$0
Total Entertainment Product	130			\$22,867	\$44,388	\$21,531	94.2%	\$41,836	6.1%							