

Modern Wax Fund, LLC March 31st, 2024 Valuation of Assets

Managed by



&



Table of Contents

| | |
|--|---|
| Manager’s Letter..... | 2 |
| Summary of Valuation | 4 |
| Valuation – Data Sources, Process and Additional Information | 6 |
| Detailed Valuation Tables | 9 |

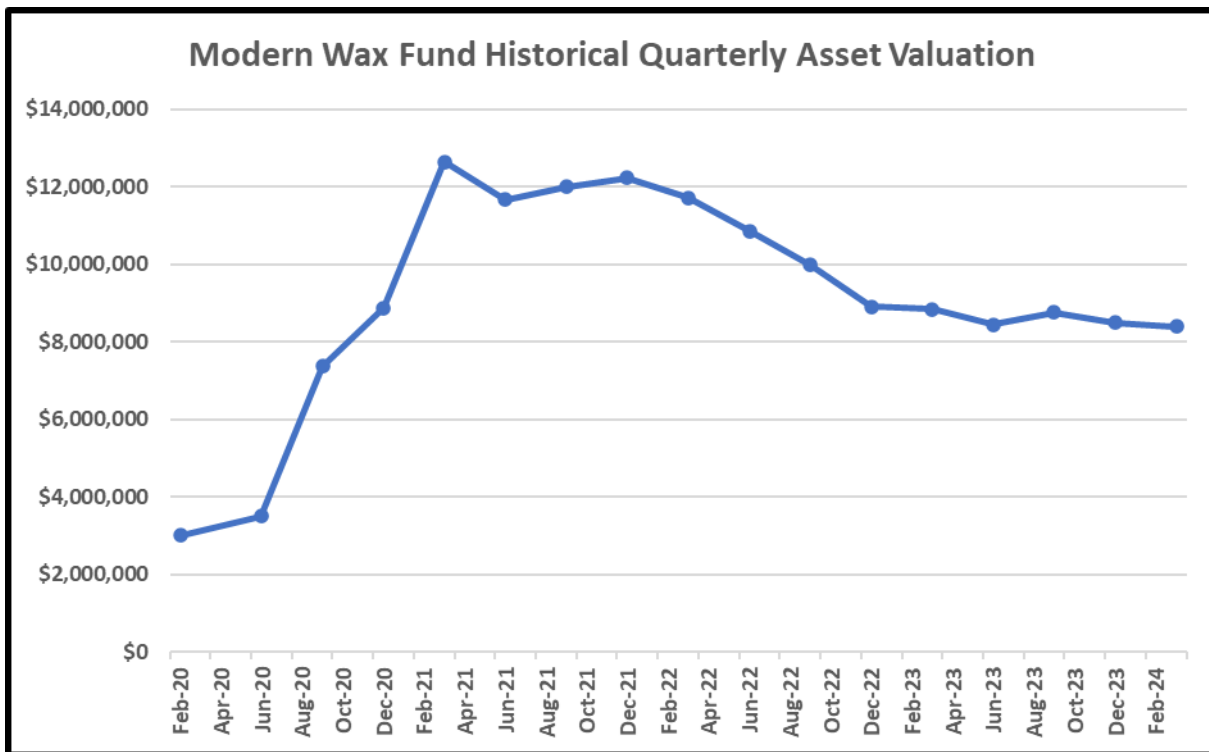
Manager’s Letter

Management presents to investors of the Modern Wax Fund, LLC, the March 31st, 2024 valuation report for the Fund’s assets. The Fund estimated value decreased 1.2% and remains up 179.3% since inception of February 28th, 2020, or \$5,390,447 over cost.

The Fund completed its second sale during the quarter.

- Distribution from current sale = \$968,889 or \$7,814 per share.
- Previous distribution = \$736,875 or \$5,943 per share
- Total combined distributions = \$1,705,764 or \$13,756 per share.
- Total distributions to date = 55.02% of original \$25,000 per share investment.


| | |
|--|-------------|
| Estimated Fund Asset Value + Distributions as of March 31 st , 2024 | \$8,396,325 |
| Estimated Value Increase Over Cost - Nominal | \$5,390,447 |
| Estimated Value Increase Over Cost - % | 179.3% |
| Distributions to Date | \$1,705,764 |



The table below shows how the Fund has performed against more traditional assets for the quarter and since the Fund's closing date of February 28th, 2020.

| Asset/Index | Return from Feb 28 th 2020 - Mar 31 st 2024 | Return in Quarter Ending Mar 31 st 2024 |
|-----------------|--|---|
| Modern Wax Fund | 179.3% | -1.2% |
| S&P 500 | 77.9% | 10.2% |
| Dow | 56.7% | 5.6% |
| Nasdaq | 91.2% | 9.1% |

Respectfully,



The valuation and financial information contained in this quarterly valuation report is for informational purposes only. It is not a guarantee of any future sale prices for fund assets, future performance of fund assets or distributions to investors.

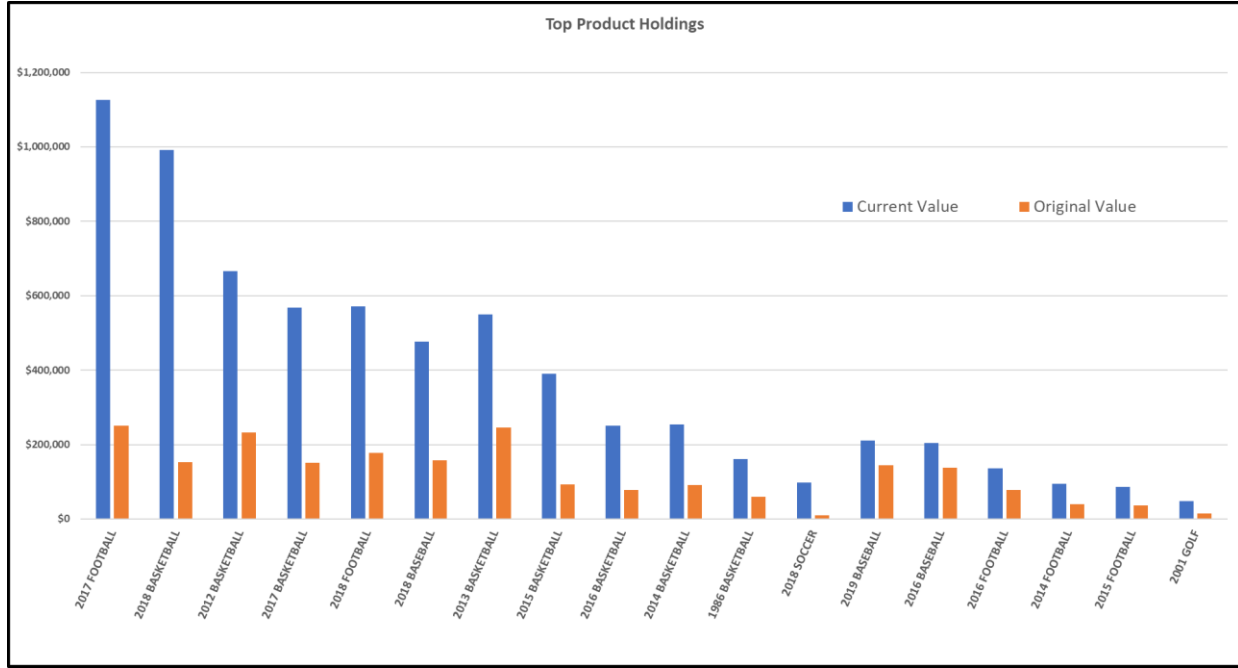
The valuation is strictly based on the estimated market value of the Fund owned assets and does not consider the allocation of profits/loss after Fund operating costs or Manager profit participation.

The valuation does not take into account the fees/costs of future sales which could cost as much as 10%.

The valuation is primarily based on actual transactions and in cases where there have not been transactions values are usually held at the previous quarter's value products are usually held at the previous quarter pricing. For these products that rarely trade this can in outdated valuations that may reflect numerous quarters worth of price fluctuations that never translated into an actual transaction.

Summary of Valuation

| Fund Valuation Rollup March 31st, 2024 | Fund Units | Current Valuation | Fund Cost | Change in Value \$ | Change in Value % | Previous Quarter | QoQ Change |
|---|---------------|--------------------|--------------------|-----------------------|----------------------|--------------------|--------------|
| Baseball | 2888 | \$1,192,305 | \$787,129 | \$405,176 | 51.5% | \$1,237,875 | -3.7% |
| Basketball | 2688 | \$3,655,358 | \$1,062,783 | \$2,592,575 | 243.9% | \$3,540,527 | 3.2% |
| Football | 1313 | \$1,640,868 | \$481,434 | \$1,159,435 | 240.8% | \$1,658,142 | -1.0% |
| Other Sports | 97 | \$160,194 | \$44,596 | \$115,598 | 259.2% | \$194,091 | -17.5% |
| Entertainment | 130 | \$41,836 | \$22,857 | \$18,979 | 83.0% | \$42,730 | -2.1% |
| Sales/Distributions to Date | | \$1,705,764 | \$607,079 | \$1,098,685 | 181.0% | \$1,825,663 | |
| Total Current Valuation | 7116 | \$8,396,325 | \$3,005,878 | \$5,390,447 | 179.3% | \$8,499,029 | -1.2% |



| Fund Valuation Rollup March 31st, 2024 | Fund Units | Current Valuation | Fund Cost | Change in Value \$ | Change in Value % | Previous Quarter | QoQ Change |
|---|---------------|--------------------|--------------------|-----------------------|----------------------|--------------------|--------------|
| Baseball | 2888 | \$1,192,305 | \$787,129 | \$405,176 | 51.5% | \$1,237,875 | -3.7% |
| Basketball | 2688 | \$3,655,358 | \$1,062,783 | \$2,592,575 | 243.9% | \$3,540,527 | 3.2% |
| Football | 1313 | \$1,640,868 | \$481,434 | \$1,159,435 | 240.8% | \$1,658,142 | -1.0% |
| Other Sports | 97 | \$160,194 | \$44,596 | \$115,598 | 259.2% | \$194,091 | -17.5% |
| Entertainment | 130 | \$41,836 | \$22,857 | \$18,979 | 83.0% | \$42,730 | -2.1% |
| Sales/Distributions to Date | | \$1,705,764 | \$607,079 | \$1,098,685 | 181.0% | \$1,825,663 | |
| Total Current Valuation | 7116 | \$8,396,325 | \$3,005,878 | \$5,390,447 | 179.3% | \$8,499,029 | -1.2% |

| Baseball Rollup | Fund Units | Current Valuation | Fund Cost | Change in Value \$ | Change in Value % | Previous Quarter | QoQ Change |
|-----------------------|---------------|--------------------|------------------|-----------------------|----------------------|--------------------|--------------|
| Pre 2011 Baseball | 40 | \$16,231 | \$17,970 | -\$1,739 | -9.7% | \$16,870 | -3.8% |
| 2011 Baseball | 45 | \$48,490 | \$47,799 | \$691 | 1.4% | \$43,061 | 12.6% |
| 2013 Baseball | 113 | \$36,989 | \$42,801 | -\$5,813 | -13.6% | \$46,379 | -20.2% |
| 2014 Baseball | 333 | \$117,513 | \$87,101 | \$30,412 | 34.9% | \$114,483 | 2.6% |
| 2015 Baseball | 334 | \$52,262 | \$65,207 | -\$12,945 | -19.9% | \$59,506 | -12.2% |
| 2016 Baseball | 337 | \$166,192 | \$126,156 | \$40,036 | 31.7% | \$185,549 | -10.4% |
| 2017 Baseball | 485 | \$151,149 | \$134,278 | \$16,870 | 12.6% | \$159,900 | -5.5% |
| 2018 Baseball | 523 | \$423,208 | \$143,506 | \$279,703 | 194.9% | \$432,699 | -2.2% |
| 2019 Baseball | 678 | \$180,271 | \$122,311 | \$57,960 | 47.4% | \$179,430 | 0.5% |
| Total Baseball | 2888 | \$1,192,305 | \$787,129 | \$405,176 | 51.5% | \$1,237,875 | -3.7% |

| Basketball Rollup | Fund Units | Current Valuation | Fund Cost | Change in Value \$ | Change in Value % | Previous Quarter | QoQ Change |
|-------------------------|---------------|--------------------|--------------------|-----------------------|----------------------|--------------------|-------------|
| 1986/87 Basketball | 1 | \$136,800 | \$60,000 | \$76,800 | 128.0% | \$161,350 | -15.2% |
| 1996/97 Basketball | 3 | \$21,039 | \$5,225 | \$15,814 | 302.7% | \$20,421 | 3.0% |
| 1997/98 Basketball | 3 | \$6,282 | \$3,000 | \$3,282 | 109.4% | \$3,941 | 59.4% |
| 1998/99 Basketball | 4 | \$4,625 | \$2,150 | \$2,475 | 115.1% | \$3,763 | 22.9% |
| 2003/04 Basketball | 8 | \$40,673 | \$15,500 | \$25,173 | 162.4% | \$39,385 | 3.3% |
| 2007/08 Basketball | 3 | \$3,328 | \$1,965 | \$1,363 | 69.4% | \$4,159 | -20.0% |
| 2008/09 Basketball | 3 | \$7,179 | \$1,850 | \$5,329 | 288.0% | \$6,136 | 17.0% |
| 2012/13 Basketball | 326 | \$633,599 | \$200,110 | \$433,489 | 216.6% | \$567,393 | 11.7% |
| 2013/14 Basketball | 621 | \$564,420 | \$228,769 | \$335,650 | 146.7% | \$492,119 | 14.7% |
| 2014/15 Basketball | 191 | \$211,367 | \$79,993 | \$131,374 | 164.2% | \$220,551 | -4.2% |
| 2015/16 Basketball | 213 | \$355,966 | \$85,806 | \$270,161 | 314.9% | \$367,222 | -3.1% |
| 2016/17 Basketball | 254 | \$186,252 | \$68,751 | \$117,501 | 170.9% | \$214,023 | -13.0% |
| 2017/18 Basketball | 487 | \$532,553 | \$141,939 | \$390,614 | 275.2% | \$534,990 | -0.5% |
| 2018/19 Basketball | 492 | \$929,702 | \$135,293 | \$794,409 | 587.2% | \$878,864 | 5.8% |
| 2019/20 Basketball | 79 | \$21,575 | \$32,431 | -\$10,857 | -33.5% | \$26,210 | -17.7% |
| Total Basketball | 2688 | \$3,655,358 | \$1,062,783 | \$2,592,575 | 243.9% | \$3,540,527 | 3.2% |

| Football Rollup | Fund Units | Current Valuation | Fund Cost | Change in Value \$ | Change in Value % | Previous Quarter | QoQ Change |
|-----------------------|---------------|--------------------|------------------|-----------------------|----------------------|--------------------|--------------|
| Pre 2012 Football | 2 | \$3,069 | \$2,000 | \$1,069 | 53.4% | \$3,062 | 0.2% |
| 2012 Football | 28 | \$27,288 | \$10,399 | \$16,889 | 162.4% | \$27,569 | -1.0% |
| 2013 Football | 48 | \$19,152 | \$3,598 | \$15,554 | 432.4% | \$21,984 | -12.9% |
| 2014 Football | 194 | \$71,091 | \$30,727 | \$40,364 | 131.4% | \$72,128 | -1.4% |
| 2015 Football | 200 | \$59,055 | \$29,462 | \$29,593 | 100.4% | \$68,945 | -14.3% |
| 2016 Football | 156 | \$104,636 | \$59,495 | \$45,141 | 75.9% | \$103,413 | 1.2% |
| 2017 Football | 253 | \$915,011 | \$204,466 | \$710,545 | 347.5% | \$915,869 | -0.1% |
| 2018 Football | 420 | \$432,566 | \$134,507 | \$298,058 | 221.6% | \$436,172 | -0.8% |
| 2019 Football | 12 | \$9,000 | \$6,779 | \$2,221 | 32.8% | \$9,000 | 0.0% |
| Total Football | 1313 | \$1,640,868 | \$481,434 | \$1,159,435 | 240.8% | \$1,658,142 | -1.0% |

| Other Sports | Fund Units | Current Valuation | Fund Cost | Change in Value \$ | Change in Value % | Previous Quarter | QoQ Change |
|---------------------------|---------------|-------------------|-----------------|-----------------------|----------------------|------------------|---------------|
| Golf | 48 | \$43,344 | \$14,398 | \$28,946 | 201.1% | \$48,498 | -10.6% |
| Hockey | 24 | \$42,538 | \$15,029 | \$27,508 | 183.0% | \$34,778 | 22.3% |
| Soccer | 24 | \$72,012 | \$14,719 | \$57,293 | 389.2% | \$108,103 | -33.4% |
| UFC | 1 | \$2,300 | \$450 | \$1,850 | 411.2% | \$2,713 | -15.2% |
| Total Other Sports | 97 | \$160,194 | \$44,596 | \$115,598 | 259.2% | \$194,091 | -17.5% |

| Entertainment | Fund Units | Current Valuation | Fund Cost | Change in Value \$ | Change in Value % | Previous Quarter | QoQ Change |
|----------------------------|---------------|-------------------|-----------------|-----------------------|----------------------|------------------|--------------|
| Family Guy | 18 | \$8,640 | \$3,600 | \$5,040 | 140.0% | \$8,082 | 6.9% |
| Stranger Things | 12 | \$4,890 | \$659 | \$4,231 | 641.6% | \$4,890 | 0.0% |
| Game of Thrones | 88 | \$21,166 | \$16,498 | \$4,668 | 28.3% | \$21,166 | 0.0% |
| Garbage Pail Kids | 12 | \$7,140 | \$2,100 | \$5,040 | 240.0% | \$8,592 | -16.9% |
| Total Entertainment | 130 | \$41,836 | \$22,857 | \$18,979 | 83.0% | \$42,730 | -2.1% |

Valuation – Data Sources, Process and Additional Information

Data Sources for Valuation

- eBay auction sales over the quarter.
- Fixed Price (Buy it Now or Best Offer) eBay transactions (source: www.watchcount.com and www.sportscardinvestor.com Market Movers tool, www.cardladder.com as well as looking up prices on eBay via the page source code).
- Lowest eBay Buy It Now Price on the last day of the quarter.
- Lowest asking price on major online retail stores (Blowout, Dave and Adams, Steel City) on the last day of the quarter.

Deriving Current Value

Methodology & Hierarchy

- 1) If online retail stores asking price or the lowest eBay Buy it Now is the lowest price amongst all sources, including cost, it will be used by default.
- 2) Realized Transactions – When available, the average sales price for a specific product over the quarter via eBay auctions, eBay fixed price transactions and live auction house sales will be used.
- 3) Similar Product – For product that had no realized transactions during the quarter that have a comparable product the change in the valuation of that comparable product will be applied.
 - a. Example 1 – Product Specific: 2018 Topps Update Baseball has 4 products in the fund; Blaster Boxes, Fat Pack Cases, Jumbo Boxes & Hobby Boxes. Fat Pack Cases had no transactions during the quarter, however Blaster, Jumbo & Hobby Boxes did. The change in price of the three products was applied to the valuation of the Fat Pack Cases.
 - b. Example 2 – Manufacturer/Sport Specific: 2014/15 Basketball has six Panini products. Three of those products had no transactions during the quarter. The change in valuation of these products that did have transactions is applied to the three products without.
- 4) Cost – If there were no transactions for a specific product and no transactions for a comparable product during the quarter and the lowest Buy it Now or online retail store price is greater than cost the valuation was left unchanged at cost.

Color Coding on Individual Year & Sport tables - If a valuation price is not based off of realized transactions the current value assigned will be highlighted and color coded with a corresponding price source on the table or note below the table.

The following is a summary of the valuation methodology applied to the March 31st, 2024 valuation.

| Summary of Current Valuation by Source | Products | Current Value | Cost | \$ Change | % Change |
|---|------------|--------------------|--------------------|--------------------|---------------|
| Average Auction and/or Fixed/Best Offer | 148 | \$3,757,744 | \$1,445,790 | \$2,311,953 | 159.9% |
| Lowest Buy It Now Only | 14 | \$269,974 | \$116,091 | \$153,883 | 132.6% |
| Average Online Retail Store Only | 26 | \$412,649 | \$180,554 | \$232,096 | 128.5% |
| Based on Similar Product | 0 | \$0 | \$0 | \$0 | 0.0% |
| Based on Previous Quarter Valuation | 75 | \$2,250,194 | \$656,364 | \$1,593,830 | 242.8% |
| Kept at Cost | 0 | \$0 | \$0 | \$0 | 0.0% |
| Total | 263 | \$6,690,561 | \$2,398,799 | \$4,291,762 | 178.9% |

| Average Auction and/or Fixed Reconciliation | Products | Current Value | Cost | \$ Change | % Change |
|---|------------|--------------------|--------------------|--------------------|---------------|
| Average Auction and Fixed/Best Offer | 83 | \$2,127,253 | \$838,272 | \$1,288,981 | 153.8% |
| Average Auction Only | 38 | \$1,042,181 | \$369,281 | \$672,899 | 182.2% |
| Average Fixed/Best Offer Transaction Only | 27 | \$588,310 | \$238,237 | \$350,073 | 146.9% |
| Total | 148 | \$3,757,744 | \$1,445,790 | \$2,311,953 | 159.9% |

Additional Information on Data Collected

| Auction & Fixed Price / Best Offer Data Collected | |
|--|-------------|
| <u>Auction Data Collected</u> | |
| Number of Fund Products with Auctions During Quarter* | 138 |
| % of Fund Products with Auctions | 52.5% |
| Number of Auction Transactions of Fund Product | 793 |
| Value of Auction Transactions | \$1,148,253 |
| <u>Fixed / Best Offer Price Data Collected</u> | |
| Number of Fund Products with Fixed Price/Best Offer Transactions During Quarter | 142 |
| % of Fund Products with Fixed/Best Offer Price Transactions | 54.0% |
| Number of Fixed/Best Offer Transactions of Fund Product | 498 |
| Value of Fixed/Best Offer Transactions | \$389,938 |
| <u>Fixed/Best Offer vs. Auction</u> | |
| % of Fixed/Best Offer vs. Auction - Number of Transactions in Data Collected | -37.2% |
| \$ Ratio of Transactions of Fixed/Best Offer vs. Auction | -66.0% |
| Number of Products that had Fixed/Best Offer and Auction Transactions in the Quarter | 98 |
| Average Price of Fixed/Best Offer Transactions Compared to Auction Prices | 121.3% |
| Number of Product with Higher Auction Prices than Fixed/Best Offer Price | 17 |

**This number is higher than the products that were priced using auction/fixed/best offer price data because of the products that had a lower eBay Buy it Now or online retailer price.*

eBay Auction & Fixed Price Data Collection Methodology

The manager makes a best effort attempt to accurately capture all relevant auction data but acknowledges the following;

- This process is manual and therefore subject to human error.
- The parameters used by the manager to include or exclude specific auctions is not quantitative and subject to opinion. The exclusion of certain auctions are given the considerations below;
 - Mislabeled or misleading auction titles.
 - Auction may be for non-sealed boxes.
 - Auction may be for a combination of products.
 - Sellers with very limited feedback.
 - Sellers with below average feedback score.
 - Auction price is such an outlier from the average (this is most likely a sign an item was shilled and artificially bid up).
 - Seller may be international.
 - Unusually high shipping costs.
- Reliance on watchcount.com and/or sportscardinvestor.com Market Movers tool's accuracy for Best Offer prices on Fixed transactions.

| Products that had no transactions in quarter and not available to purchase as of March 31st, 2024 |
|---|
| 2018 Topps Transcendent Collection Baseball Hobby Box |
| 2008/09 Upper Deck SP Rookie Threads Basketball Hobby Box |
| 2012/13 Upper Deck Exquisite Collection Basketball Hobby Box |
| 2017/18 Panini Impeccable Basketball Box |
| 2017/18 Upper Deck Supreme Hard Court Basketball Hobby Box |
| 2015 Panini Flawless Football Hobby Box |

Comparing Data Sources

| Source | # of Products with Pricing Available | % of Fund Products | Valuation if Specific Source Data was Used Whenever Possible |
|---|--------------------------------------|--------------------|--|
| Auction Data Collected | 138 | 52.5% | \$6,604,333 |
| Fixed / Best Offer Price Data Collected | 142 | 54.0% | \$7,047,757 |
| Buy it Now Available on 3/31/24 | 232 | 88.2% | \$9,346,697 |
| Average Online Retail Price | 220 | 83.7% | \$9,502,515 |

Detailed Valuation Tables

| BASEBALL | | | | | | | | | | | Auction Data October 1st - December 31st 2023 | | | | As of December 31st, 2023 | |
|--|------------|-----------|-------------------|-----------------|---------------------|-----------------------|-------------------------|----------------------------|--|-------------------------------------|---|-----------------------|------------------------------------|--------------------------------|---------------------------|-----------------------------------|
| Pre 2011 Baseball Product | Fund Units | Fund Cost | Current Valuation | Total Fund Cost | Total Current Value | Total Change in Value | Total Change in Value % | Previous Quarter Valuation | Change in Value % vs. Previous Quarter | Average eBay Transaction in Quarter | Number of Auctions | Average Auction Price | Number of Fixed Price Transactions | Average Fixed Price Sale Price | Lowest eBay BIN | Average Price on Online Retailers |
| 1993 Bowman Baseball Hobby Box | 24 | \$80 | \$81 | \$1,920 | \$1,953 | \$33 | 1.7% | \$85 | -4.3% | \$81 | 22 | \$79 | 18 | \$84 | \$83 | \$204 |
| 1993 Topps Finest Baseball Hobby Box | 1 | \$750 | \$1,444 | \$750 | \$1,444 | \$694 | 92.5% | \$1,760 | -18.0% | \$1,444 | 4 | \$1,343 | 1 | \$1,850 | \$1,775 | \$0 |
| 1993 Upper Deck SP Baseball Hobby Box | 1 | \$2,600 | \$1,890 | \$2,600 | \$1,890 | -\$710 | -27.3% | \$2,099 | -10.0% | \$1,890 | 4 | \$1,890 | 0 | \$0 | \$1,900 | \$2,600 |
| 2000 Bowman Draft Picks & Prospects Baseball Hobby Box | 1 | \$5,150 | \$2,725 | \$5,150 | \$3,725 | -\$1,425 | -27.7% | \$3,821 | -42.1% | \$2,725 | 0 | \$0 | 2 | \$3,725 | \$2,850 | \$4,000 |
| 2010 Bowman Platinum Baseball Hobby Box | 12 | \$600 | \$566 | \$7,200 | \$6,794 | -\$406 | -5.6% | \$655 | -13.6% | \$0 | 0 | \$0 | 0 | \$0 | \$556 | \$1,000 |
| 2010 Bowman Sterling Baseball Hobby Box | 1 | \$350 | \$425 | \$350 | \$425 | \$75 | 21.4% | \$490 | -13.2% | \$0 | 0 | \$0 | 0 | \$0 | \$425 | \$600 |
| Total Pre 2011 Baseball | 40 | | | \$17,970 | \$16,231 | -\$1,739 | -9.7% | \$16,870 | -3.8% | | | | | | | |

| BASEBALL | | | | | | | | | | | Auction Data October 1st - December 31st 2023 | | | | As of December 31st, 2023 | |
|--|------------|-----------|-------------------|-----------------|---------------------|-----------------------|-------------------------|----------------------------|--|-------------------------------------|---|-----------------------|------------------------------------|--------------------------------|---------------------------|-----------------------------------|
| 2011 Baseball Product | Fund Units | Fund Cost | Current Valuation | Total Fund Cost | Total Current Value | Total Change in Value | Total Change in Value % | Previous Quarter Valuation | Change in Value % vs. Previous Quarter | Average eBay Transaction in Quarter | Number of Auctions | Average Auction Price | Number of Fixed Price Transactions | Average Fixed Price Sale Price | Lowest eBay BIN | Average Price on Online Retailers |
| 2011 Bowman Chrome Baseball Hobby Box | 12 | \$950 | \$1,500 | \$11,399 | \$18,000 | \$6,601 | 57.9% | \$998 | 50.3% | \$1,500 | 0 | \$0 | 2 | \$1,500 | \$1,600 | \$0 |
| 2011 Bowman Draft Picks & Prospects Baseball Hobby Box | 12 | \$550 | \$705 | \$6,600 | \$8,459 | \$1,859 | 28.2% | \$711 | -0.8% | \$737 | 2 | \$756 | 1 | \$700 | \$900 | \$705 |
| 2011 Bowman Sterling Baseball Hobby Box | 1 | \$1,800 | \$2,725 | \$1,800 | \$2,725 | \$925 | 51.4% | \$2,725 | 0.0% | \$0 | 0 | \$0 | 0 | \$0 | \$3,000 | \$0 |
| 2011 Topps Finest Baseball Hobby Box | 1 | \$1,400 | \$2,500 | \$1,400 | \$2,500 | \$1,100 | 78.6% | \$0 | 0.0% | \$0 | 0 | \$0 | 0 | \$0 | \$3,100 | \$3,300 |
| 2011 Topps Update Series Baseball Hobby Box | 1 | \$6,500 | \$2,605 | \$6,500 | \$2,605 | -\$3,895 | -59.9% | \$2,605 | 0.0% | \$0 | 0 | \$0 | 0 | \$0 | \$5,200 | \$0 |
| 2011 Topps Update Series Baseball Jumbo HTA Box | 1 | \$6,500 | \$3,067 | \$6,500 | \$3,067 | -\$3,433 | -52.8% | \$4,900 | -37.4% | \$3,067 | 2 | \$2,925 | 1 | \$3,350 | \$9,999 | \$0 |
| 2011 Topps Value Baseball Box | 17 | \$900 | \$655 | \$13,600 | \$11,134 | -\$2,466 | -18.1% | \$570 | 13.3% | \$713 | 0 | \$0 | 3 | \$713 | \$750 | \$655 |
| Total 2011 Baseball | 45 | | | \$47,999 | \$48,490 | \$691 | 1.4% | \$43,061 | 12.6% | | | | | | | |

| BASEBALL | | | | | | | | | | | Auction Data October 1st - December 31st 2023 | | | | As of December 31st, 2023 | |
|--|------------|-----------|-------------------|-----------------|---------------------|-----------------------|-------------------------|----------------------------|--|-------------------------------------|---|-----------------------|------------------------------------|--------------------------------|---------------------------|-----------------------------------|
| 2013 Baseball Product | Fund Units | Fund Cost | Current Valuation | Total Fund Cost | Total Current Value | Total Change in Value | Total Change in Value % | Previous Quarter Valuation | Change in Value % vs. Previous Quarter | Average eBay Transaction in Quarter | Number of Auctions | Average Auction Price | Number of Fixed Price Transactions | Average Fixed Price Sale Price | Lowest eBay BIN | Average Price on Online Retailers |
| 2013 Bowman Baseball Hobby Box | 1 | \$125 | \$83 | \$125 | \$83 | -\$42 | -34.0% | \$135 | -38.5% | \$83 | 1 | \$83 | 0 | \$0 | \$151 | \$0 |
| 2013 Bowman Baseball Jumbo (HTA) Box | 8 | \$400 | \$250 | \$3,200 | \$2,080 | -\$1,120 | -35.0% | \$188 | 38.5% | \$275 | 0 | \$0 | 1 | \$275 | \$275 | \$250 |
| 2013 Bowman Draft Picks & Prospects Baseball Hobby Box | 48 | \$330 | \$321 | \$15,838 | \$15,387 | -\$451 | -2.8% | \$383 | -16.3% | \$321 | 12 | \$250 | 6 | \$462 | \$399 | \$440 |
| 2013 Bowman Sterling Baseball Hobby Box | 32 | \$525 | \$480 | \$16,800 | \$15,360 | -\$1,440 | -8.6% | \$700 | -31.4% | \$480 | 1 | \$480 | 0 | \$0 | \$700 | \$750 |
| 2013 Topps Heritage High Number Baseball Complete Set | 0 | \$200 | \$155 | \$0 | \$0 | \$0 | 0.0% | \$170 | -8.6% | \$155 | 0 | \$0 | 1 | \$155 | \$450 | \$180 |
| 2013 Topps Update Series Baseball Hobby Box | 24 | \$285 | \$120 | \$6,840 | \$4,080 | -\$2,760 | -40.3% | \$165 | 3.0% | \$120 | 0 | \$0 | 1 | \$120 | \$310 | \$275 |
| Total 2013 Baseball | 113 | | | \$42,801 | \$36,989 | -\$5,812 | -13.6% | \$46,379 | -20.2% | | | | | | | |

| BASEBALL | | | | | | | | | | | Auction Data October 1st - December 31st 2023 | | | | As of December 31st, 2023 | |
|--|------------|-----------|-------------------|-----------------|---------------------|-----------------------|-------------------------|----------------------------|--|-------------------------------------|---|-----------------------|------------------------------------|--------------------------------|---------------------------|-----------------------------------|
| 2014 Baseball Product | Fund Units | Fund Cost | Current Valuation | Total Fund Cost | Total Current Value | Total Change in Value | Total Change in Value % | Previous Quarter Valuation | Change in Value % vs. Previous Quarter | Average eBay Transaction in Quarter | Number of Auctions | Average Auction Price | Number of Fixed Price Transactions | Average Fixed Price Sale Price | Lowest eBay BIN | Average Price on Online Retailers |
| 2014 Bowman Baseball Hobby Box | 1 | \$185 | \$361 | \$185 | \$361 | \$176 | 95.0% | \$334 | 8.0% | \$361 | 1 | \$361 | 1 | \$361 | \$489 | \$0 |
| 2014 Bowman Baseball Jumbo (HTA) Box | 16 | \$380 | \$378 | \$6,080 | \$6,040 | -\$40 | -0.7% | \$378 | 0.0% | \$0 | 0 | \$0 | 0 | \$0 | \$1,000 | \$700 |
| 2014 Bowman Chrome Baseball *Jumbo* HTA Box | 32 | \$335 | \$342 | \$10,718 | \$10,942 | \$224 | 2.1% | \$272 | 25.6% | \$400 | 0 | \$0 | 2 | \$400 | \$530 | \$342 |
| 2014 Bowman Chrome Baseball Hobby Box | 48 | \$180 | \$157 | \$8,638 | \$7,524 | -\$1,114 | -12.9% | \$184 | -14.9% | \$157 | 3 | \$162 | 1 | \$140 | \$203 | \$185 |
| 2014 Bowman Draft Picks & Prospects Baseball *Jumbo* (HTA) Box | 8 | \$177 | \$240 | \$1,416 | \$1,920 | \$504 | 35.6% | \$178 | 35.2% | \$249 | 0 | \$0 | 1 | \$249 | \$250 | \$240 |
| 2014 Bowman Draft Picks & Prospects Baseball *SUPER Jumbo* Box | 12 | \$210 | \$521 | \$2,520 | \$6,252 | \$3,732 | 148.1% | \$521 | 0.0% | \$0 | 0 | \$0 | 0 | \$0 | \$765 | \$0 |
| 2014 Bowman Draft Picks & Prospects Baseball Hobby Box | 48 | \$69 | \$105 | \$3,310 | \$5,029 | \$1,719 | 51.9% | \$90 | 16.6% | \$105 | 12 | \$103 | 9 | \$108 | \$110 | \$130 |
| 2014 Bowman Sterling Baseball Hobby Box | 48 | \$400 | \$555 | \$19,198 | \$26,640 | \$7,442 | 38.8% | \$555 | 0.0% | \$0 | 0 | \$0 | 0 | \$0 | \$600 | \$800 |
| 2014 Topps Heritage High Number Baseball Complete Set | 48 | \$350 | \$367 | \$16,798 | \$17,600 | \$802 | 4.8% | \$316 | 16.0% | \$367 | 1 | \$300 | 2 | \$400 | \$410 | \$400 |
| 2014 Topps Update Series Baseball Hobby Box | 48 | \$225 | \$441 | \$10,800 | \$21,166 | \$10,366 | 96.0% | \$441 | 0.0% | \$0 | 0 | \$0 | 0 | \$0 | \$530 | \$590 |
| 2014 Topps Update Series Baseball Jumbo HTA Box | 24 | \$310 | \$585 | \$7,440 | \$14,040 | \$6,600 | 88.7% | \$650 | -10.0% | \$585 | 1 | \$490 | 1 | \$680 | \$650 | \$665 |
| Total 2014 Baseball | 333 | | | \$87,101 | \$117,513 | \$30,412 | 34.9% | \$114,483 | 2.6% | | | | | | | |

| BASEBALL | | | | | | | | | | | Auction Data October 1st - December 31st 2023 | | | | As of December 31st, 2023 | |
|--|------------|-----------|-------------------|-----------------|---------------------|-----------------------|-------------------------|----------------------------|--|-------------------------------------|---|-----------------------|------------------------------------|--------------------------------|---------------------------|-----------------------------------|
| 2015 Baseball Product | Fund Units | Fund Cost | Current Valuation | Total Fund Cost | Total Current Value | Total Change in Value | Total Change in Value % | Previous Quarter Valuation | Change in Value % vs. Previous Quarter | Average eBay Transaction in Quarter | Number of Auctions | Average Auction Price | Number of Fixed Price Transactions | Average Fixed Price Sale Price | Lowest eBay BIN | Average Price on Online Retailers |
| 2015 Bowman Baseball *Jumbo* (HTA) Box | 32 | \$177 | \$125 | \$5,662 | \$4,006 | -\$1,656 | -29.2% | \$170 | -26.3% | \$125 | 20 | \$125 | 0 | \$0 | \$180 | \$175 |
| 2015 Bowman Baseball Hobby Box | 48 | \$84 | \$83 | \$4,030 | \$3,983 | -\$46 | -1.2% | \$99 | -16.2% | \$83 | 2 | \$82 | 1 | \$85 | \$95 | \$145 |
| 2015 Bowman Chrome Baseball *Jumbo* HTA Box | 16 | \$550 | \$259 | \$8,800 | \$4,147 | -\$4,653 | -52.9% | \$280 | -7.3% | \$285 | 0 | \$0 | 1 | \$285 | \$292 | \$259 |
| 2015 Bowman Chrome Baseball Hobby Box | 48 | \$295 | \$117 | \$14,158 | \$5,602 | -\$8,555 | -60.4% | \$168 | -30.3% | \$117 | 14 | \$117 | 0 | \$0 | \$150 | \$0 |
| 2015 Bowman Draft Picks & Prospects Baseball *Jumbo* Box | 32 | \$210 | \$235 | \$6,720 | \$7,520 | \$800 | 11.9% | \$300 | -21.7% | \$235 | 8 | \$235 | 0 | \$0 | \$296 | \$300 |
| 2015 Bowman Draft Picks & Prospects Baseball *SUPER Jumbo* Box | 24 | \$375 | \$369 | \$8,999 | \$8,862 | -\$137 | -1.5% | \$340 | 8.6% | \$369 | 0 | \$0 | 8 | \$369 | \$400 | \$385 |
| 2015 Bowman Draft Picks & Prospects Baseball Hobby Box | 48 | \$85 | \$103 | \$4,080 | \$4,951 | \$871 | 21.3% | \$115 | -10.1% | \$103 | 15 | \$90 | 13 | \$118 | \$110 | \$140 |
| 2015 Bowman's Best Baseball Hobby Box | 32 | \$125 | \$153 | \$3,998 | \$4,880 | \$882 | 22.0% | \$159 | -4.1% | \$153 | 3 | \$153 | 1 | \$150 | \$300 | \$200 |
| 2015 Topps Update Series Baseball *Jumbo* Box | 6 | \$180 | \$272 | \$1,080 | \$1,629 | \$549 | 50.8% | \$325 | -16.5% | \$272 | 1 | \$203 | 1 | \$340 | \$330 | \$345 |
| 2015 Topps Update Series Baseball Hobby Box | 48 | \$160 | \$139 | \$7,680 | \$6,682 | -\$998 | -13.0% | \$136 | 2.7% | \$139 | 3 | \$123 | 2 | \$164 | \$170 | \$175 |
| Total 2015 Baseball | 334 | | | \$65,207 | \$52,262 | -\$12,945 | -19.9% | \$69,506 | -12.2% | | | | | | | |

| BASEBALL | | | | | | | | | | | Auction Data October 1st - December 31st 2023 | | | | As of December 31st, 2023 | | |
|--|------------|-----------|-------------------|------------------|---------------------|-----------------------|-------------------------|----------------------------|--|-------------------------------------|---|-----------------------|-----------------------|------------------------------------|--------------------------------|-----------------|-----------------------------------|
| 2016 Baseball Product | Fund Units | Fund Cost | Current Valuation | Total Fund Cost | Total Current Value | Total Change in Value | Total Change in Value % | Previous Quarter Valuation | Change in Value % vs. Previous Quarter | Average eBay Transaction in Quarter | Number of Auctions | | Average Auction Price | Number of Fixed Price Transactions | Average Fixed Price Sale Price | Lowest eBay Bid | Average Price on Online Retailers |
| | | | | | | | | | | | Number of Auctions | Average Auction Price | | | | | |
| 2016 Bowman Baseball "Jumbo" HTA Box | 32 | \$450 | \$371 | \$14,400 | \$11,872 | \$2,528 | -17.0% | \$630 | -41.1% | \$371 | 2 | \$382 | 2 | \$350 | \$515 | \$500 | |
| 2016 Bowman Baseball Hobby Box | 48 | \$225 | \$223 | \$10,788 | \$10,688 | \$100 | -1.0% | \$300 | -25.8% | \$223 | 0 | \$0 | 0 | \$0 | \$345 | \$338 | |
| 2016 Bowman Chrome Baseball "Vending" Box | 48 | \$600 | \$1,097 | \$28,800 | \$52,640 | \$23,840 | 82.8% | \$1,095 | 0.2% | \$1,097 | 2 | \$1,095 | 1 | \$1,100 | \$1,200 | \$1,550 | |
| 2016 Bowman Chrome Baseball Hobby Box | 48 | \$550 | \$943 | \$26,400 | \$45,274 | \$18,874 | 71.5% | \$1,020 | -7.5% | \$943 | 20 | \$943 | 0 | \$0 | \$1,070 | \$1,515 | |
| 2016 Bowman Draft Picks & Prospects Baseball "Jumbo" Box | 32 | \$470 | \$400 | \$15,038 | \$12,800 | \$2,238 | -14.9% | \$520 | -23.1% | \$400 | 0 | \$0 | 2 | \$400 | \$524 | \$495 | |
| 2016 Bowman Draft Picks & Prospects Baseball SUPER Jumbo Box | 24 | \$600 | \$650 | \$14,400 | \$15,599 | \$1,199 | 8.3% | \$550 | 18.2% | \$683 | 1 | \$565 | 1 | \$800 | \$650 | \$750 | |
| 2016 Bowman's Best Baseball Hobby Box | 32 | \$290 | \$295 | \$9,280 | \$9,438 | \$158 | 1.7% | \$350 | -15.7% | \$0 | 0 | \$0 | 0 | \$0 | \$370 | \$295 | |
| 2016 Topps Chrome Baseball Sapphire Edition Complete Set | 1 | \$2,000 | \$2,000 | \$2,000 | \$2,000 | \$0 | 0.0% | \$2,000 | 0.0% | \$0 | 0 | \$0 | 0 | \$0 | \$6,000 | \$8,500 | |
| 2016 Topps Update Series Baseball "Jumbo" Box | 24 | \$90 | \$93 | \$2,160 | \$2,296 | \$136 | 6.3% | \$110 | -15.3% | \$149 | 1 | \$103 | 2 | \$173 | \$93 | \$120 | |
| 2016 Topps Update Series Baseball Hobby Box | 48 | \$60 | \$76 | \$2,880 | \$3,646 | \$766 | 26.6% | \$76 | -8.8% | \$79 | 0 | \$76 | 4 | \$86 | \$76 | \$90 | |
| Total 2016 Baseball | 337 | | | \$126,156 | \$166,192 | \$40,036 | 31.7% | \$185,549 | -10.4% | | | | | | | | |

| BASEBALL | | | | | | | | | | | Auction Data October 1st - December 31st 2023 | | | | As of December 31st, 2023 | | |
|--|------------|-----------|-------------------|------------------|---------------------|-----------------------|-------------------------|----------------------------|--|-------------------------------------|---|-----------------------|-----------------------|------------------------------------|--------------------------------|-----------------|-----------------------------------|
| 2017 Baseball Product | Fund Units | Fund Cost | Current Valuation | Total Fund Cost | Total Current Value | Total Change in Value | Total Change in Value % | Previous Quarter Valuation | Change in Value % vs. Previous Quarter | Average eBay Transaction in Quarter | Number of Auctions | | Average Auction Price | Number of Fixed Price Transactions | Average Fixed Price Sale Price | Lowest eBay Bid | Average Price on Online Retailers |
| | | | | | | | | | | | Number of Auctions | Average Auction Price | | | | | |
| 2017 Bowman Baseball "Jumbo HTA" Box | 40 | \$800 | \$887 | \$32,000 | \$35,488 | \$3,488 | 10.9% | \$820 | -8.2% | \$887 | 8 | \$721 | 12 | \$988 | \$800 | \$1,000 | |
| 2017 Bowman Baseball Hobby Box | 48 | \$400 | \$378 | \$19,200 | \$18,125 | \$1,075 | -5.6% | \$388 | -2.6% | \$378 | 14 | \$377 | 1 | \$392 | \$530 | \$567 | |
| 2017 Bowman Chrome Baseball Hobby Box | 48 | \$240 | \$339 | \$11,518 | \$16,272 | \$4,754 | 41.3% | \$387 | -12.4% | \$339 | 2 | \$318 | 3 | \$353 | \$380 | \$400 | |
| 2017 Bowman Chrome Baseball HTA Choice Box | 60 | \$300 | \$270 | \$17,997 | \$16,217 | \$1,780 | -9.9% | \$297 | -8.9% | \$270 | 6 | \$253 | 1 | \$375 | \$440 | \$400 | |
| 2017 Bowman Chrome Baseball Mini Factory Set | 40 | \$114 | \$85 | \$4,558 | \$3,415 | \$1,143 | -25.1% | \$150 | -42.1% | \$85 | 10 | \$69 | 10 | \$110 | \$145 | \$140 | |
| 2017 Bowman Draft Baseball Jumbo Box | 32 | \$445 | \$376 | \$14,238 | \$12,021 | \$2,217 | -15.6% | \$419 | -10.3% | \$376 | 2 | \$330 | 4 | \$399 | \$399 | \$390 | |
| 2017 Bowman Draft Baseball SUPER Jumbo Box | 24 | \$500 | \$567 | \$11,999 | \$13,608 | \$1,608 | 13.4% | \$650 | -12.8% | \$0 | 0 | \$0 | 0 | \$0 | \$750 | \$567 | |
| 2017 Bowman's Best Baseball Hobby Box | 24 | \$177 | \$202 | \$4,247 | \$7,248 | \$3,001 | 70.7% | \$302 | 0.0% | \$0 | 0 | \$0 | 0 | \$0 | \$440 | \$500 | |
| 2017 Topps Chrome Baseball Sapphire Edition Complete Set | 1 | \$2,000 | \$1,185 | \$2,000 | \$1,115 | \$885 | -44.3% | \$2,000 | -30.3% | \$1,185 | 0 | \$0 | 0 | \$0 | \$1,185 | \$9,000 | |
| 2017 Topps Chrome Update Mega Box Baseball - Box | 48 | \$60 | \$93 | \$2,880 | \$4,465 | \$1,585 | 54.3% | \$115 | -19.6% | \$93 | 5 | \$74 | 5 | \$111 | \$95 | \$150 | |
| 2017 Topps Heritage HIGH Number Baseball Hobby Box | 48 | \$108 | \$132 | \$5,182 | \$5,152 | \$30 | -0.6% | \$148 | -10.5% | \$195 | 0 | \$0 | 1 | \$195 | \$155 | \$182 | |
| 2017 Topps Update Series Baseball "Jumbo" Box | 24 | \$140 | \$293 | \$3,360 | \$7,032 | \$3,672 | 109.3% | \$289 | 1.5% | \$293 | 1 | \$290 | 2 | \$295 | \$299 | \$300 | |
| 2017 Topps Update Series Baseball Hobby Box | 48 | \$100 | \$203 | \$4,800 | \$4,960 | \$160 | 3.3% | \$203 | 2.9% | \$208 | 1 | \$210 | 2 | \$200 | \$210 | \$210 | |
| Total 2017 Baseball | 485 | | | \$134,278 | \$151,149 | \$16,870 | 12.6% | \$159,900 | -5.5% | | | | | | | | |

| BASEBALL | | | | | | | | | | | Auction Data October 1st - December 31st 2023 | | | | As of December 31st, 2023 | | |
|---|------------|-----------|-------------------|------------------|---------------------|-----------------------|-------------------------|----------------------------|--|-------------------------------------|---|-----------------------|-----------------------|------------------------------------|--------------------------------|-----------------|-----------------------------------|
| 2018 Baseball Product | Fund Units | Fund Cost | Current Valuation | Total Fund Cost | Total Current Value | Total Change in Value | Total Change in Value % | Previous Quarter Valuation | Change in Value % vs. Previous Quarter | Average eBay Transaction in Quarter | Number of Auctions | | Average Auction Price | Number of Fixed Price Transactions | Average Fixed Price Sale Price | Lowest eBay Bid | Average Price on Online Retailers |
| | | | | | | | | | | | Number of Auctions | Average Auction Price | | | | | |
| 2018 Bowman Baseball Hobby Box | 48 | \$165 | \$779 | \$7,918 | \$7,292 | \$626 | 7.9% | \$590 | 32.0% | \$779 | 3 | \$665 | 2 | \$850 | \$850 | \$850 | |
| 2018 Bowman Baseball Jumbo HTA Box | 32 | \$320 | \$1,506 | \$10,238 | \$48,178 | \$37,939 | 370.6% | \$1,245 | 21.0% | \$1,506 | 8 | \$1,463 | 1 | \$1,850 | \$1,800 | \$2,425 | |
| 2018 Bowman Chrome Baseball Hobby Box | 48 | \$220 | \$929 | \$10,558 | \$44,581 | \$34,023 | 322.3% | \$761 | 22.1% | \$929 | 16 | \$859 | 5 | \$1,152 | \$1,200 | \$1,500 | |
| 2018 Bowman Chrome Baseball HTA Choice Box | 48 | \$295 | \$925 | \$14,158 | \$44,400 | \$30,242 | 213.6% | \$885 | 4.5% | \$955 | 0 | \$0 | 29 | \$955 | \$925 | \$1,100 | |
| 2018 Bowman Draft Baseball Jumbo Box | 32 | \$330 | \$300 | \$10,558 | \$9,598 | \$960 | -9.1% | \$330 | -9.1% | \$335 | 0 | \$0 | 4 | \$335 | \$417 | \$300 | |
| 2018 Bowman Draft Baseball SUPER Jumbo Box | 24 | \$405 | \$535 | \$9,719 | \$12,840 | \$3,121 | 31.1% | \$570 | -6.1% | \$535 | 0 | \$0 | 1 | \$535 | \$576 | \$633 | |
| 2018 Bowman's Best Baseball Hobby Box | 32 | \$170 | \$887 | \$5,438 | \$28,733 | \$23,295 | 421.7% | \$977 | -9.2% | \$887 | 3 | \$887 | 0 | \$0 | \$1,200 | \$1,000 | |
| 2018 Topps Chrome Baseball Sapphire Box | 4 | \$1,700 | \$3,328 | \$6,800 | \$13,312 | \$6,512 | 95.8% | \$12,500 | -73.4% | \$3,328 | 7 | \$536 | 6 | \$321 | \$12,400 | \$12,500 | |
| 2018 Topps Chrome UPDATE Mega Box Baseball - Box | 64 | \$80 | \$434 | \$5,120 | \$27,751 | \$22,631 | 443.0% | \$413 | -5.0% | \$434 | 43 | \$425 | 8 | \$479 | \$479 | \$530 | |
| 2018 Topps Heritage HIGH Number Baseball Hobby Box | 36 | \$135 | \$450 | \$4,858 | \$16,215 | \$11,357 | 233.8% | \$425 | 6.0% | \$450 | 4 | \$413 | 3 | \$500 | \$550 | \$521 | |
| 2018 Topps On-Demand 3D Baseball Box | 15 | \$180 | \$325 | \$2,699 | \$4,875 | \$2,176 | 80.6% | \$325 | 124.1% | \$325 | 0 | \$0 | 1 | \$325 | \$375 | \$400 | |
| 2018 Topps On-Demand Mini Baseball Box | 15 | \$75 | \$235 | \$1,124 | \$3,525 | \$2,401 | 213.5% | \$145 | -6.0% | \$235 | 0 | \$0 | 1 | \$235 | \$264 | \$250 | |
| 2018 Topps Transcendent Collection Baseball Hobby Box | 1 | \$24,000 | \$24,000 | \$24,000 | \$0 | \$0 | 0.0% | \$24,000 | -100.0% | \$0 | 0 | \$0 | 0 | \$0 | \$0 | \$0 | |
| 2018 Topps Update Series Baseball "Blaster" Box | 48 | \$45 | \$190 | \$2,158 | \$9,120 | \$6,962 | 322.7% | \$162 | 16.9% | \$192 | 19 | \$178 | 28 | \$202 | \$190 | \$210 | |
| 2018 Topps Update Series Baseball "FAT PACK" Case (108 Packs) | 4 | \$2,000 | \$5,350 | \$8,000 | \$13,400 | \$5,400 | 67.5% | \$5,350 | 0.0% | \$0 | 0 | \$0 | 0 | \$0 | \$0 | \$10,000 | |
| 2018 Topps Update Series Baseball "Jumbo" Box | 24 | \$350 | \$1,365 | \$8,400 | \$32,760 | \$24,360 | 290.0% | \$1,475 | -7.5% | \$1,365 | 5 | \$1,268 | 5 | \$1,462 | \$1,585 | \$1,500 | |
| 2018 Topps Update Series Baseball Hobby Box | 48 | \$245 | \$935 | \$11,760 | \$44,888 | \$33,128 | 281.7% | \$932 | 2.9% | \$935 | 8 | \$885 | 9 | \$979 | \$1,000 | \$1,250 | |
| Total 2018 Baseball | 523 | | | \$143,506 | \$423,208 | \$279,702 | 194.9% | \$432,699 | -2.2% | | | | | | | | |

| BASEBALL | | | | | | | | | | | Auction Data October 1st - December 31st 2023 | | | | As of December 31st, 2023 | | |
|--|------------|-----------|-------------------|------------------|---------------------|-----------------------|-------------------------|----------------------------|--|-------------------------------------|---|-----------------------|-----------------------|------------------------------------|--------------------------------|-----------------|-----------------------------------|
| 2019 Baseball Product | Fund Units | Fund Cost | Current Valuation | Total Fund Cost | Total Current Value | Total Change in Value | Total Change in Value % | Previous Quarter Valuation | Change in Value % vs. Previous Quarter | Average eBay Transaction in Quarter | Number of Auctions | | Average Auction Price | Number of Fixed Price Transactions | Average Fixed Price Sale Price | Lowest eBay Bid | Average Price on Online Retailers |
| | | | | | | | | | | | Number of Auctions | Average Auction Price | | | | | |
| 2019 Bowman Baseball Hobby Box | 48 | \$166 | \$556 | \$7,966 | \$7,078 | \$888 | 11.1% | \$490 | -13.0% | \$556 | 4 | \$367 | 1 | \$311 | \$420 | \$440 | |
| 2019 Bowman Baseball Jumbo HTA Box | 32 | \$365 | \$609 | \$11,678 | \$40,132 | \$28,454 | 243.4% | \$586 | 7.4% | \$609 | 1 | \$533 | 6 | \$677 | \$750 | \$775 | |
| 2019 Bowman Chrome Baseball Hobby Box | 48 | \$124 | \$206 | \$5,950 | \$9,885 | \$3,936 | 66.1% | \$185 | 11.6% | \$206 | 17 | \$179 | 17 | \$233 | \$220 | \$245 | |
| 2019 Bowman Chrome Baseball HTA Choice Box | 60 | \$185 | \$181 | \$11,097 | \$10,858 | \$239 | -2.2% | \$210 | -13.8% | \$181 | 17 | \$174 | 15 | \$189 | \$200 | \$225 | |
| 2019 Bowman Chrome Baseball Hobby Box | 48 | \$215 | \$376 | \$10,318 | \$18,032 | \$7,714 | 74.8% | \$389 | -3.5% | \$376 | 0 | \$0 | 15 | \$376 | \$420 | \$400 | |
| 2019 Bowman Draft Baseball Jumbo Box | 240 | \$220 | \$300 | \$9,288 | \$76,788 | \$67,500 | 727.3% | \$323 | 9.3% | \$332 | 4 | \$320 | 6 | \$341 | \$320 | \$400 | |
| 2019 Topps Heritage HIGH Number Baseball Hobby Box | 48 | \$84 | \$90 | \$4,030 | \$4,336 | \$306 | 7.6% | \$95 | -4.9% | \$90 | 2 | \$86 | 1 | \$100 | \$97 | \$95 | |
| 2019 Topps Series 2 Baseball Hobby Box | 48 | \$100 | \$134 | \$4,800 | \$6,445 | \$1,645 | 34.3% | \$152 | -11.6% | \$134 | 14 | \$120 | 5 | \$175 | \$170 | \$200 | |
| 2019 Topps Series 2 Baseball Jumbo HTA Box | 24 | \$175 | \$242 | \$4,199 | \$5,805 | \$1,606 | 38.3% | \$242 | -24.6% | \$242 | 3 | \$240 | 5 | \$267 | \$310 | \$330 | |
| 2019 Topps Update Series Baseball "Jumbo" Box | 34 | \$145 | \$169 | \$4,928 | \$5,730 | \$802 | 16.3% | \$169 | -11.0% | \$169 | 10 | \$162 | 3 | \$190 | \$175 | \$205 | |
| 2019 Topps Update Series Baseball Hobby Box | 48 | \$95 | \$108 | \$4,558 | \$5,182 | \$624 | 13.7% | \$97 | 11.1% | \$113 | 0 | \$0 | 6 | \$113 | \$110 | \$108 | |
| Total 2019 Baseball | 678 | | | \$122,311 | \$180,271 | \$57,960 | 47.4% | \$179,430 | 0.5% | | | | | | | | |

| BASKETBALL | | | | | | | | | | | | | | | | |
|--|------------|-----------|-------------------|------------------|---------------------|-----------------------|-------------------------|----------------------------|--|-------------------------------------|---|-----------------------|------------------------------------|--------------------------------|---------------------------|-----------------------------------|
| 2013/14 Basketball Product | Fund Units | Fund Cost | Current Valuation | Total Fund Cost | Total Current Value | Total Change in Value | Total Change in Value % | Previous Quarter Valuation | Change in Value % vs. Previous Quarter | Average eBay Transaction in Quarter | Auction Data October 1st - December 31st 2023 | | | | As of December 31st, 2023 | |
| | | | | | | | | | | | Number of Auctions | Average Auction Price | Number of Fixed Price Transactions | Average Fixed Price Sale Price | Lowest eBay BIN | Average Price on Online Retailers |
| 2013/14 Panni Basketball Hobby Box | 36 | \$90 | \$495 | \$1,238 | \$17,820 | \$14,582 | 450.3% | \$500 | -1.0% | \$5.35 | 2 | \$455 | 1 | \$695 | \$495 | \$500 |
| 2013/14 Panni Court King Basketball Hobby Box | 45 | \$200 | \$876 | \$8,968 | \$37,620 | \$28,652 | 318.1% | \$575 | 45.4% | \$8.96 | 1 | \$836 | 0 | \$0 | \$0 | \$14,000 |
| 2013/14 Panni Crusade Basketball Hobby Box | 45 | \$150 | \$429 | \$6,748 | \$19,314 | \$12,566 | 186.2% | \$501 | -14.3% | \$4.29 | 4 | \$404 | 1 | \$530 | \$650 | \$3,300 |
| 2013/14 Panni Elite Basketball Hobby Box | 48 | \$190 | \$540 | \$9,118 | \$25,920 | \$16,802 | 184.3% | \$540 | 0.0% | \$0 | 0 | \$0 | 0 | \$0 | \$725 | \$550 |
| 2013/14 Panni Flowless Basketball Hobby Box | 36 | \$3,000 | \$5,000 | \$30,000 | \$50,000 | \$20,000 | 166.7% | \$5,000 | 0.0% | \$0 | 0 | \$0 | 0 | \$0 | \$0 | \$25,000 |
| 2013/14 Panni Gold Standard Basketball Hobby Box | 10 | \$350 | \$924 | \$9,300 | \$9,378 | \$6,238 | 178.2% | \$924 | 0.0% | \$0 | 0 | \$0 | 0 | \$0 | \$2,286 | \$1,950 |
| 2013/14 Panni Immaculate Basketball Hobby Box | 6 | \$1,400 | \$2,213 | \$8,400 | \$13,275 | \$4,875 | 58.0% | \$2,213 | 0.0% | \$0 | 0 | \$0 | 0 | \$0 | \$0 | \$4,917 |
| 2013/14 Panni National Treasures Basketball Hobby Box | 6 | \$4,000 | \$4,750 | \$24,000 | \$28,500 | \$4,500 | 18.8% | \$4,750 | 0.0% | \$0 | 0 | \$0 | 0 | \$0 | \$19,000 | \$0 |
| 2013/14 Panni NBA Hoops Basketball Jumbo Box | 48 | \$175 | \$483 | \$6,398 | \$23,174 | \$14,777 | 176.0% | \$480 | 7.3% | \$4.83 | 1 | \$482 | 4 | \$483 | \$489 | \$600 |
| 2013/14 Panni Pinnacle Basketball Jumbo Box | 48 | \$150 | \$447 | \$7,198 | \$21,440 | \$14,242 | 197.9% | \$463 | -3.6% | \$4.47 | 1 | \$440 | 2 | \$450 | \$525 | \$500 |
| 2013/14 Panni Preferred Basketball Hobby Box | 40 | \$290 | \$882 | \$35,267 | \$23,669 | 204.1% | \$885 | 0.0% | \$8.82 | 11 | \$842 | 1 | \$1,320 | \$1,230 | \$1,200 | |
| 2013/14 Panni Prestige Basketball Hobby Box | 48 | \$144 | \$416 | \$6,910 | \$19,968 | \$13,058 | 189.0% | \$406 | 2.6% | \$4.16 | 1 | \$432 | 1 | \$400 | \$480 | \$500 |
| 2013/14 Panni Prizm Basketball Hobby Box | 36 | \$1,600 | \$1,830 | \$17,880 | \$80,282 | \$139.4% | \$1,800 | 100.0% | \$18.00 | 1 | \$1,600 | 1 | \$4,000 | \$0 | \$12,000 | |
| 2013/14 Panni Spectra Basketball Hobby Box | 8 | \$700 | \$1,200 | \$5,600 | \$9,600 | \$4,000 | 71.4% | \$1,200 | 0.0% | \$0 | 0 | \$0 | 0 | \$0 | \$0 | \$3,500 |
| 2013/14 Panni Timeless Treasures Basketball Hobby Box | 60 | \$125 | \$500 | \$7,497 | \$29,997 | \$22,500 | 300.1% | \$500 | 0.0% | \$0 | 0 | \$0 | 0 | \$0 | \$525 | \$501 |
| 2013/14 Panni Titanium Basketball Hobby Box | 64 | \$159 | \$461 | \$10,173 | \$29,504 | \$19,331 | 190.0% | \$650 | -29.0% | \$4.61 | 1 | \$461 | 0 | \$0 | \$721 | \$700 |
| 2013/14 Panni Totally Certified Basketball Hobby Box | 48 | \$200 | \$584 | \$9,598 | \$28,016 | \$18,418 | 191.9% | \$584 | 0.0% | \$0 | 0 | \$0 | 0 | \$0 | \$1,200 | \$693 |
| 2013/14 Upper Deck Exquisite Collection Basketball Hobby Box | 3 | \$2,200 | \$6,175 | \$6,600 | \$18,525 | \$11,925 | 180.7% | \$4,293 | 43.9% | \$6,175 | 1 | \$3,850 | 1 | \$8,500 | \$0 | \$0 |
| 2013/14 Upper Deck SP Authentic Basketball Hobby Box | 12 | \$300 | \$739 | \$3,600 | \$8,862 | \$5,262 | 146.2% | \$739 | 0.0% | \$0 | 0 | \$0 | 0 | \$0 | \$1,100 | \$1,000 |
| Total 2013/14 Basketball | 621 | | | \$228,769 | \$964,420 | \$385,650 | 146.7% | \$492,119 | 14.7% | | | | | | | |

| BASKETBALL | | | | | | | | | | | | | | | | |
|---|------------|-----------|-------------------|-----------------|---------------------|-----------------------|-------------------------|----------------------------|--|-------------------------------------|---|-----------------------|------------------------------------|--------------------------------|---------------------------|-----------------------------------|
| 2014/15 Basketball Product | Fund Units | Fund Cost | Current Valuation | Total Fund Cost | Total Current Value | Total Change in Value | Total Change in Value % | Previous Quarter Valuation | Change in Value % vs. Previous Quarter | Average eBay Transaction in Quarter | Auction Data October 1st - December 31st 2023 | | | | As of December 31st, 2023 | |
| | | | | | | | | | | | Number of Auctions | Average Auction Price | Number of Fixed Price Transactions | Average Fixed Price Sale Price | Lowest eBay BIN | Average Price on Online Retailers |
| 2014/15 Panni Eminence Basketball Hobby Box | 1 | \$6,000 | \$12,000 | \$6,000 | \$11,999.99 | \$6,000 | 100.0% | \$12,000 | 0.0% | \$0 | 0 | \$0 | 0 | \$0 | \$0 | \$100,000 |
| 2014/15 Panni Excalibur Premium Basketball Hobby Box | 48 | \$125 | \$700 | \$5,998 | \$13,997.60 | \$7,600 | 460.2% | \$700 | 0.0% | \$0 | 0 | \$0 | 0 | \$0 | \$740 | \$700 |
| 2014/15 Panni Flowless Basketball Hobby Box | 2 | \$1,600 | \$1,620 | \$7,800 | \$7,800.00 | \$4,000 | 126.9% | \$1,620 | -38.2% | \$1,600 | 3 | \$3,600 | 0 | \$0 | \$0 | \$4,000 |
| 2014/15 Panni National Treasures Basketball Hobby Box | 12 | \$1,000 | \$5,000 | \$19,999 | \$48,000 | \$48,000 | 400.0% | \$5,000 | 0.0% | \$0 | 0 | \$0 | 0 | \$0 | \$5,083 | \$5,000 |
| 2014/15 Panni Prizm Basketball *Jumbo* Box | 32 | \$600 | \$1,275 | \$19,198 | \$40,800.00 | \$21,602 | 112.5% | \$1,275 | 0.0% | \$0 | 0 | \$0 | 0 | \$0 | \$1,999 | \$2,000 |
| 2014/15 Panni Prizm Basketball Hobby Box | 48 | \$400 | \$552 | \$19,198 | \$26,509.71 | \$7,312 | 181.3% | \$650 | -15.0% | \$5.52 | 12 | \$531 | 2 | \$682 | \$715 | \$650 |
| 2014/15 Upper Deck SP Authentic Basketball Hobby Box | 12 | \$300 | \$560 | \$14,400 | \$31,200.00 | \$16,800 | 116.7% | \$560 | 0.0% | \$0 | 0 | \$0 | 0 | \$0 | \$2,000 | \$1,000 |
| Total 2014/15 Basketball | 191 | | | \$99,993 | \$211,367 | \$131,374 | 164.2% | \$220,551 | -4.2% | | | | | | | |

| BASKETBALL | | | | | | | | | | | | | | | | |
|---|------------|-----------|-------------------|-----------------|---------------------|-----------------------|-------------------------|----------------------------|--|-------------------------------------|---|-----------------------|------------------------------------|--------------------------------|---------------------------|-----------------------------------|
| 2015/16 Basketball Product | Fund Units | Fund Cost | Current Valuation | Total Fund Cost | Total Current Value | Total Change in Value | Total Change in Value % | Previous Quarter Valuation | Change in Value % vs. Previous Quarter | Average eBay Transaction in Quarter | Auction Data October 1st - December 31st 2023 | | | | As of December 31st, 2023 | |
| | | | | | | | | | | | Number of Auctions | Average Auction Price | Number of Fixed Price Transactions | Average Fixed Price Sale Price | Lowest eBay BIN | Average Price on Online Retailers |
| 2015/16 Panni Flowless Basketball Hobby Box | 8 | \$1,000 | \$4,790 | \$16,000 | \$38,320 | \$22,320 | 139.5% | \$5,178 | -10.9% | \$4,790 | 2 | \$4,790 | 0 | \$0 | \$0 | \$23,000 |
| 2015/16 Panni Immaculate Basketball Hobby Box | 25 | \$570 | \$4,000 | \$14,249 | \$100,000 | \$85,751 | 601.8% | \$4,000 | 0.0% | \$0 | 0 | \$0 | 0 | \$0 | \$9,500 | \$6,000 |
| 2015/16 Panni National Treasures Basketball Hobby Box | 16 | \$1,050 | \$16,799 | \$16,799 | \$81,600 | \$64,801 | 385.7% | \$5,100 | 0.0% | \$0 | 0 | \$0 | 0 | \$0 | \$11,000 | \$11,250 |
| 2015/16 Panni Prizm Basketball *Jumbo* Box | 12 | \$550 | \$2,500 | \$6,600 | \$30,001 | \$23,401 | 354.0% | \$1,522 | 64.2% | \$2,500 | 0 | \$0 | 2 | \$2,500 | \$3,500 | \$0 |
| 2015/16 Panni Prizm Basketball Hobby Box | 48 | \$400 | \$843 | \$19,200 | \$46,457 | \$21,257 | 110.7% | \$1,224 | -21.1% | \$843 | 12 | \$750 | 2 | \$1,400 | \$1,400 | \$1,600 |
| 2015/16 Panni Revolution Basketball Hobby Box | 56 | \$60 | \$500 | \$3,360 | \$27,997 | \$24,637 | 733.3% | \$500 | 0.0% | \$0 | 0 | \$0 | 0 | \$0 | \$695 | \$500 |
| 2015/16 Panni Select Basketball Hobby Box | 48 | \$200 | \$783 | \$9,598 | \$37,591 | \$27,993 | 291.7% | \$783 | 0.0% | \$0 | 0 | \$0 | 0 | \$0 | \$1,400 | \$1,442 |
| Total 2015/16 Basketball | 213 | | | \$85,806 | \$395,966 | \$270,161 | 314.9% | \$367,222 | -3.1% | | | | | | | |

| BASKETBALL | | | | | | | | | | | | | | | | |
|---|------------|-----------|-------------------|-----------------|---------------------|-----------------------|-------------------------|----------------------------|--|-------------------------------------|---|-----------------------|------------------------------------|--------------------------------|---------------------------|-----------------------------------|
| 2016/17 Basketball Product | Fund Units | Fund Cost | Current Valuation | Total Fund Cost | Total Current Value | Total Change in Value | Total Change in Value % | Previous Quarter Valuation | Change in Value % vs. Previous Quarter | Average eBay Transaction in Quarter | Auction Data October 1st - December 31st 2023 | | | | As of December 31st, 2023 | |
| | | | | | | | | | | | Number of Auctions | Average Auction Price | Number of Fixed Price Transactions | Average Fixed Price Sale Price | Lowest eBay BIN | Average Price on Online Retailers |
| 2016/17 Panni Donrus Optic Basketball Hobby Box | 48 | \$140 | \$321 | \$6,720 | \$15,417 | \$8,697 | 129.4% | \$470 | -31.7% | \$3.21 | 24 | \$110 | 2 | \$461 | \$425 | \$460 |
| 2016/17 Panni Flowless Basketball Hobby Box | 2 | \$1,700 | \$3,333 | \$3,400 | \$6,667 | \$3,267 | 96.1% | \$3,333 | 0.0% | \$0 | 0 | \$0 | 0 | \$0 | \$12,000 | \$0 |
| 2016/17 Panni Immaculate Basketball Hobby Box | 20 | \$450 | \$1,990 | \$8,999 | \$39,799 | \$30,800 | 342.8% | \$1,990 | 0.0% | \$0 | 0 | \$0 | 0 | \$0 | \$2,000 | \$2,400 |
| 2016/17 Panni National Treasures Basketball Hobby Box | 16 | \$925 | \$3,500 | \$14,799 | \$56,000 | \$41,201 | 278.4% | \$3,500 | 0.0% | \$0 | 0 | \$0 | 0 | \$0 | \$4,289 | \$4,000 |
| 2016/17 Panni Prizm Basketball Jumbo HTA Box | 24 | \$750 | \$690 | \$18,000 | \$16,560 | -\$1,440 | -8.0% | \$1,405 | -50.9% | \$690 | 1 | \$690 | 0 | \$0 | \$2,289 | \$1,475 |
| 2016/17 Panni Prizm Mosaic Basketball Box | 40 | \$90 | \$256 | \$3,598 | \$10,238 | \$6,640 | 184.5% | \$345 | -21.2% | \$0 | 0 | \$0 | 0 | \$0 | \$269 | \$258 |
| 2016/17 Panni Revolution Basketball Hobby Box | 56 | \$65 | \$202 | \$1,637 | \$11,331 | \$11,693 | 313.9% | \$215 | -5.9% | \$202 | 1 | \$188 | 0 | \$0 | \$212 | \$200 |
| 2016/17 Panni Select Basketball Hobby Box | 48 | \$200 | \$630 | \$9,598 | \$30,340 | \$20,642 | 215.1% | \$630 | 0.0% | \$0 | 0 | \$0 | 0 | \$0 | \$800 | \$875 |
| Total 2016/17 Basketball | 254 | | | \$68,751 | \$186,252 | \$117,501 | 170.9% | \$214,023 | -13.0% | | | | | | | |

| BASKETBALL | | | | | | | | | | | | | | | | |
|---|------------|-----------|-------------------|-----------------|---------------------|-----------------------|-------------------------|----------------------------|--|-------------------------------------|---|-----------------------|------------------------------------|--------------------------------|---------------------------|-----------------------------------|
| 2017/18 Basketball Product | Fund Units | Fund Cost | Current Valuation | Total Fund Cost | Total Current Value | Total Change in Value | Total Change in Value % | Previous Quarter Valuation | Change in Value % vs. Previous Quarter | Average eBay Transaction in Quarter | Auction Data October 1st - December 31st 2023 | | | | As of December 31st, 2023 | |
| | | | | | | | | | | | Number of Auctions | Average Auction Price | Number of Fixed Price Transactions | Average Fixed Price Sale Price | Lowest eBay BIN | Average Price on Online Retailers |
| 2017/18 Panni Contenders Basketball Hobby Box | 12 | \$200 | \$511 | \$2,399 | \$6,366 | \$3,967 | 165.3% | \$504 | 1.2% | \$5.11 | 1 | \$501 | 1 | \$560 | \$633 | \$575 |
| 2017/18 Panni Donrus Optic Basketball Hobby Box | 48 | \$100 | \$600 | \$4,800 | \$28,798 | \$23,998 | 500.0% | \$480 | 25.0% | \$6.00 | 0 | \$0 | 1 | \$600 | \$630 | \$600 |
| 2017/18 Panni Flowless Basketball Hobby Box | 8 | \$1,900 | \$8,283 | \$15,200 | \$66,267 | \$51,067 | 336.0% | \$8,283 | 0.0% | \$0 | 0 | \$0 | 0 | \$0 | \$18,751 | \$0 |
| 2017/18 Panni Immaculate Basketball Hobby Box | 20 | \$600 | \$2,000 | \$8,000 | \$40,000 | \$32,000 | 400.0% | \$2,000 | 0.0% | \$0 | 0 | \$0 | 0 | \$0 | \$2,000 | \$2,400 |
| 2017/18 Panni Impeccable Basketball Box | 12 | \$500 | \$2,100 | \$5,999 | \$25,200 | \$19,201 | 320.0% | \$2,100 | 0.0% | \$0 | 0 | \$0 | 0 | \$0 | \$0 | \$0 |
| 2017/18 Panni Kobe Eminence Basketball Hobby Box | 1 | \$6,500 | \$33,900 | \$6,500 | \$53,900 | \$47,400 | 729.2% | \$33,900 | 0.0% | \$0 | 0 | \$0 | 0 | \$0 | \$0 | \$100,000 |
| 2017/18 Panni National Treasures Basketball Hobby Box | 16 | \$1,275 | \$2,625 | \$21,199 | \$74,000 | \$52,801 | 249.1% | \$5,300 | -12.7% | \$0 | 0 | \$0 | 0 | \$0 | \$10,000 | \$4,625 |
| 2017/18 Panni Optique Basketball Hobby Box | 12 | \$570 | \$2,093 | \$6,639 | \$24,400 | \$17,761 | 256.8% | \$1,500 | -41.9% | \$2,093 | 0 | \$0 | 1 | \$2,093 | \$4,667 | \$4,583 |
| 2017/18 Panni Prizm Basketball *Retail* Box | 60 | \$125 | \$350 | \$7,497 | \$20,997 | \$13,500 | 189.1% | \$737 | 25.4% | \$3.75 | 1 | \$635 | 6 | \$330 | \$360 | \$350 |
| 2017/18 Panni Prizm Basketball Hobby Box | 48 | \$375 | \$973 | \$17,998 | \$46,720 | \$28,722 | 159.6% | \$985 | -1.2% | \$9.73 | 4 | \$1,138 | 14 | \$926 | \$1,450 | \$1,350 |
| 2017/18 Panni Prizm Basketball Super Value Rack Box | 60 | \$200 | \$551 | \$11,997 | \$33,000 | \$21,003 | 175.5% | \$551 | 52.6% | \$5.51 | 3 | \$459 | 3 | \$642 | \$740 | \$700 |
| 2017/18 Panni Prizm Mosaic Basketball Box | 38 | \$120 | \$390 | \$4,558 | \$14,820 | \$10,262 | 125.1% | \$625 | -37.6% | \$3.90 | 1 | \$390 | 0 | \$0 | \$750 | \$750 |
| 2017/18 Panni Revolution Basketball Hobby Box | 64 | \$75 | \$260 | \$4,797 | \$16,637 | \$11,840 | 246.8% | \$210 | 23.8% | \$2.75 | 0 | \$0 | 1 | \$275 | \$274 | \$280 |
| 2017/18 Panni Select Basketball Hobby Box | 48 | \$195 | \$1,038 | \$9,598 | \$49,800 | \$40,202 | 432.2% | \$812 | 27.7% | \$1,038 | 0 | \$0 | 2 | \$1,038 | \$ | |

| OTHER SPORTS AND ENTERTAINMENT | | | | | | | | | | | | | | | | |
|---|------------|-----------|-------------------|-----------------|---------------------|-----------------------|-------------------------|----------------------------|--|-------------------------------------|---|-----------------------|------------------------------------|--------------------------------|---------------------------|-----------------------------------|
| Other Sport Product | Fund Units | Fund Cost | Current Valuation | Total Fund Cost | Total Current Value | Total Change in Value | Total Change in Value % | Previous Quarter Valuation | Change in Value % vs. Previous Quarter | Average eBay Transaction in Quarter | Auction Data October 1st - December 31st 2023 | | | | As of December 31st, 2023 | |
| | | | | | | | | | | | Number of Auctions | Average Auction Price | Number of Fixed Price Transactions | Average Fixed Price Sale Price | Lowest eBay BIN | Average Price on Online Retailers |
| 2001 Upper Deck SP Authentic Golf Hobby Box | 48 | \$900 | \$903 | \$14,398 | \$43,344 | \$28,946 | 201.1% | \$1,010 | -10.6% | \$903 | 3 | \$1,007 | 4 | \$825 | \$1,152 | \$5,000 |
| 2015/16 Upper Deck The Cup Hockey Hobby Box | 3 | \$1,500 | \$4,296 | \$4,500 | \$14,988 | \$10,488 | 233.1% | \$4,472 | 11.7% | \$5,037 | 36 | \$5,037 | 0 | \$0 | \$4,096 | \$5,500 |
| 2016/17 Upper Deck The Cup Hockey Hobby Box | 9 | \$650 | \$1,617 | \$5,850 | \$14,550 | \$8,700 | 148.7% | \$929 | 74.0% | \$2,244 | 7 | \$1,567 | 6 | \$3,033 | \$2,200 | \$1,617 |
| 2017/18 Upper Deck The Cup Hockey Hobby Box | 12 | \$390 | \$1,083 | \$4,679 | \$13,000 | \$8,321 | 177.8% | \$1,083 | 0.0% | \$1,139 | 6 | \$1,070 | 1 | \$1,550 | \$1,500 | \$1,083 |
| 2018/19 Upper Deck The Cup Hockey Hobby Box | 0 | \$525 | \$1,050 | \$0 | \$0 | \$0 | #DIV/0! | \$1,100 | -4.3% | \$1,050 | 6 | \$1,050 | 0 | \$0 | \$1,500 | \$1,667 |
| 2016 Panini Flawless Soccer Hobby Box | 2 | \$2,500 | \$4,858 | \$5,000 | \$9,716 | \$4,716 | 94.3% | \$4,858 | 0.0% | \$0 | 0 | \$0 | 0 | \$0 | \$0 | \$2,500 |
| 2018 Panini National Treasures Soccer Hobby Box | 16 | \$420 | \$3,550 | \$6,719 | \$56,800 | \$50,081 | 745.3% | \$3,550 | 0.0% | \$0 | 0 | \$0 | 0 | \$0 | \$5,500 | \$7,000 |
| 2018/19 Panini Immaculate Soccer Hobby Box | 6 | \$500 | \$916 | \$3,000 | \$5,496 | \$2,496 | 83.2% | \$6,931 | -86.8% | \$916 | 1 | \$916 | 0 | \$0 | \$6,931 | \$0 |
| 2009 Topps UFC Round 1 Trading Cards Hobby Box | 1 | \$450 | \$2,300 | \$450 | \$2,300 | \$1,850 | 411.2% | \$2,713 | -15.2% | \$3,867 | 0 | \$0 | 3 | \$3,867 | \$3,371 | \$2,300 |
| Total Other Sport | 97 | | | \$44,596 | \$169,194 | \$115,598 | 259.2% | \$196,091 | -17.5% | | | | | | | |

| Entertainment Product | Fund Units | Fund Cost | Current Valuation | Total Fund Cost | Total Current Value | Total Change in Value | Total Change in Value % | Previous Quarter Valuation | Change in Value % vs. Previous Quarter | Average eBay Transaction in Quarter | Auction Data October 1st - December 31st 2023 | | | | As of December 31st, 2023 | |
|--|------------|-----------|-------------------|-----------------|---------------------|-----------------------|-------------------------|----------------------------|--|-------------------------------------|---|-----------------------|------------------------------------|--------------------------------|---------------------------|-----------------------------------|
| | | | | | | | | | | | Number of Auctions | Average Auction Price | Number of Fixed Price Transactions | Average Fixed Price Sale Price | Lowest eBay BIN | Average Price on Online Retailers |
| 2011 Leaf Family Guy Seasons 3,4 & 5 Trading Cards Box | 18 | \$200 | \$480 | \$3,600 | \$8,640 | \$5,040 | 140.0% | \$449 | 6.9% | \$480 | 0 | \$0 | 1 | \$480 | \$0 | \$0 |
| 2018 Topps Stranger Things Season One Hobby Box | 12 | \$55 | \$408 | \$659 | \$4,890 | \$4,231 | 641.0% | \$408 | 0.0% | \$0 | 0 | \$0 | 0 | \$0 | \$990 | \$600 |
| Game of Thrones Inflexions (Rittenhouse) - Box | 0 | \$130 | \$316 | \$0 | \$0 | \$0 | #DIV/0! | \$123 | 158.2% | \$316 | 0 | \$0 | 1 | \$316 | \$389 | \$400 |
| Game of Thrones Inflexions "International Edition" (Rittenhouse) - Box | 20 | \$180 | \$129 | \$3,599 | \$2,587 | -\$1,012 | -28.1% | \$129 | 0.0% | \$0 | 0 | \$0 | 0 | \$0 | \$500 | \$500 |
| Game of Thrones Season Four Trading Cards (Rittenhouse) - Box | 12 | \$100 | \$166 | \$1,200 | \$1,996 | \$796 | 66.3% | \$166 | 0.0% | \$0 | 0 | \$0 | 0 | \$0 | \$190 | \$0 |
| Game of Thrones Season One Trading Cards (Rittenhouse) - Box | 12 | \$325 | \$801 | \$3,900 | \$7,212 | \$3,312 | 84.9% | \$801 | 0.0% | \$0 | 0 | \$0 | 0 | \$0 | \$1,098 | \$0 |
| Game of Thrones Season Seven Trading Cards (Rittenhouse) - Box | 12 | \$75 | \$156 | \$900 | \$3,872 | \$972 | 108.0% | \$156 | 0.0% | \$0 | 0 | \$0 | 0 | \$0 | \$400 | \$0 |
| Game of Thrones Season Six Trading Cards (Rittenhouse) - Box | 12 | \$75 | \$125 | \$900 | \$1,500 | \$600 | 66.7% | \$125 | 0.0% | \$0 | 0 | \$0 | 0 | \$0 | \$230 | \$275 |
| Game of Thrones Valyrian Steel Trading Cards (Rittenhouse) - Box | 20 | \$300 | \$300 | \$5,999 | \$6,000 | \$1 | 0.0% | \$300 | 0.0% | \$0 | 0 | \$0 | 0 | \$0 | \$998 | \$0 |
| Topps Garbage Pail Kids Chrome Series 1 Hobby Box | 12 | \$175 | \$595 | \$2,100 | \$7,140 | \$5,040 | 240.0% | \$716 | -16.9% | \$595 | 1 | \$595 | 0 | \$0 | \$819 | \$875 |
| Total Entertainment Product | 130 | | | \$22,857 | \$41,836 | \$18,979 | 89.0% | \$42,730 | -2.1% | | | | | | | |